

# CFT-DP

## Back-to-Back Flat Bar Door Pulls

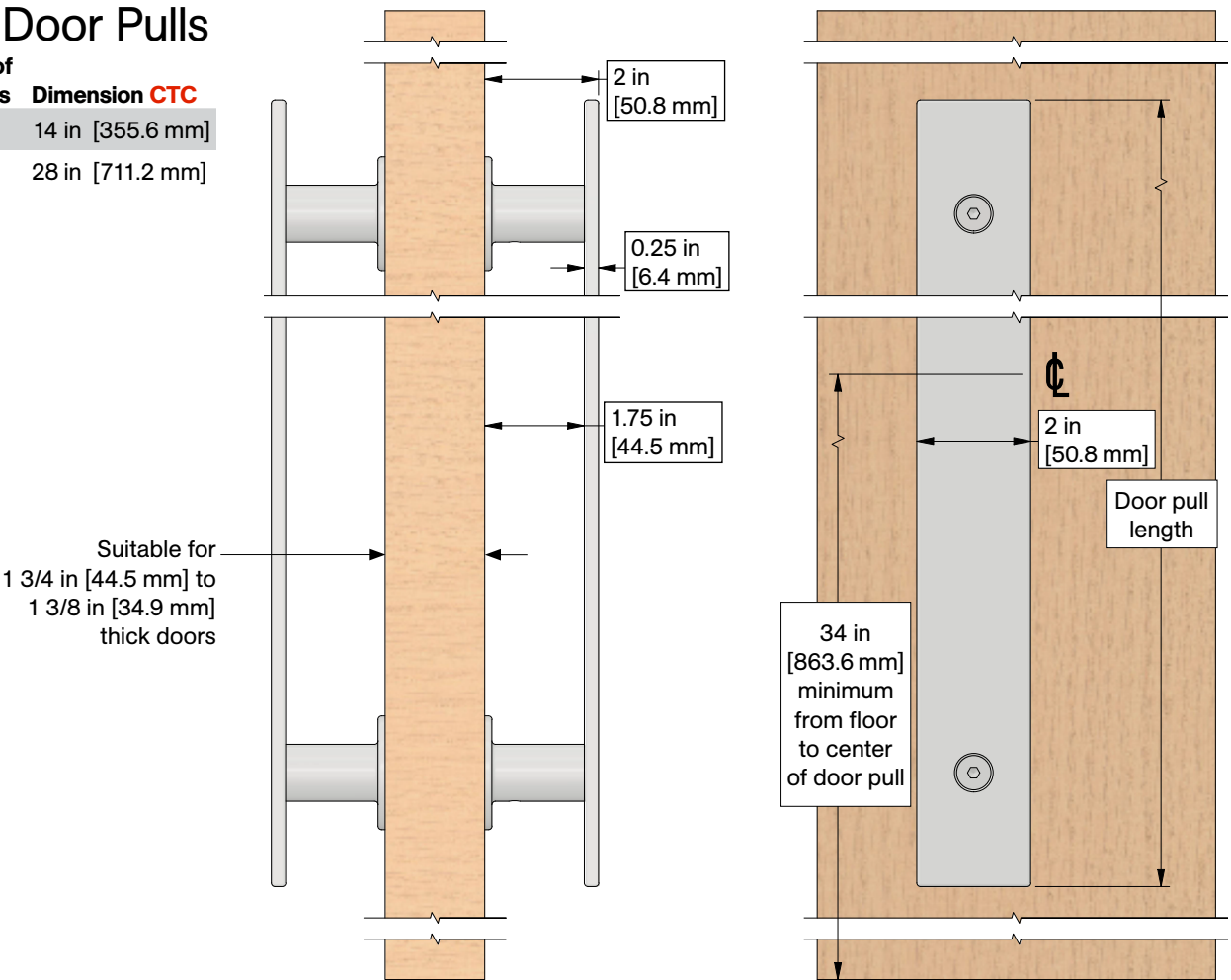
Installation Instructions

**Door Thickness:** 1 3/4 in [44.5 mm] or 1 3/8 in [34.9 mm]  
Available in 2 in [50.8 mm] x 18 in [457.2 mm] or 36 in [914.4 mm] flat bar door pulls

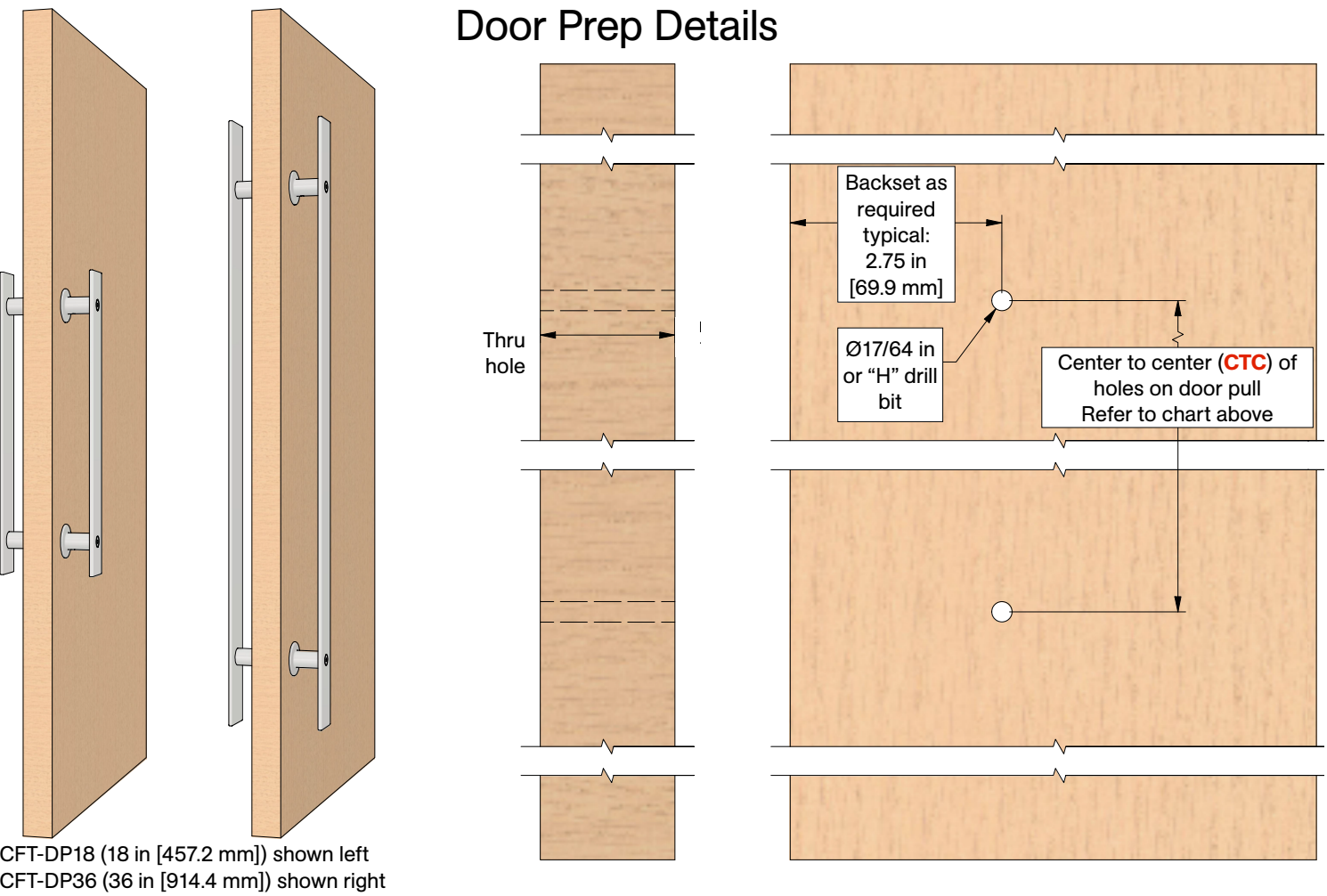
### Center to Center Hole Spacing for Door Pulls

Overall Pull Length	No. of Holes	Dimension CTC
18 in [457.2 mm]	2	14 in [355.6 mm]
36 in [914.4 mm]	2	28 in [711.2 mm]

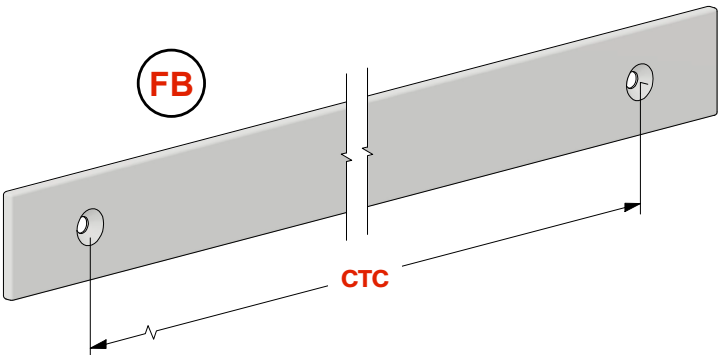
### Product Dimension Details



### Door Prep Details



# Parts List



## Center to Center Hole Spacing for Door Pulls

Overall Pull Length	No. of Holes	Dimension <b>CTC</b>
18 in [457.2 mm]	2	14 in [355.6 mm]
36 in [914.4 mm]	2	28 in [711.2 mm]

**CFT-FBDP-[door pull length] Flat Bar Door Pull (2)**  
Door pull length, see chart right

**FC**  
**5/16-18 x 3/4" Flat Head Socket Cap Screw (4)**

**DS**  
**CRFT-DPSCREW (2)**  
Custom door pull screws, hex drive one end, 1/4-20 thread opposite end

**CRFT-DPSCREW2**  
Custom long door pull screws, hex drive one end, 1/4-20 thread opposite end  
**(optional add-on for doors thicker than 1 3/4 in [44.5 mm] up to 2 1/2 in [63.5 mm])**

**A**  
**CFT-DPB-A (2)**  
Door pull bracket Type A, threaded hole both ends

**B**  
**CFT-DPB-B (2)**  
Door pull bracket Type B, threaded hole one end, clearance hole opposite end

**SS**  
**1/4-20 x 3/16" Cup Point Socket Set Screw (2)**

# Assembly

