

# CFT-GDP

## Back-to-Back Flat Bar Glass Door Pulls

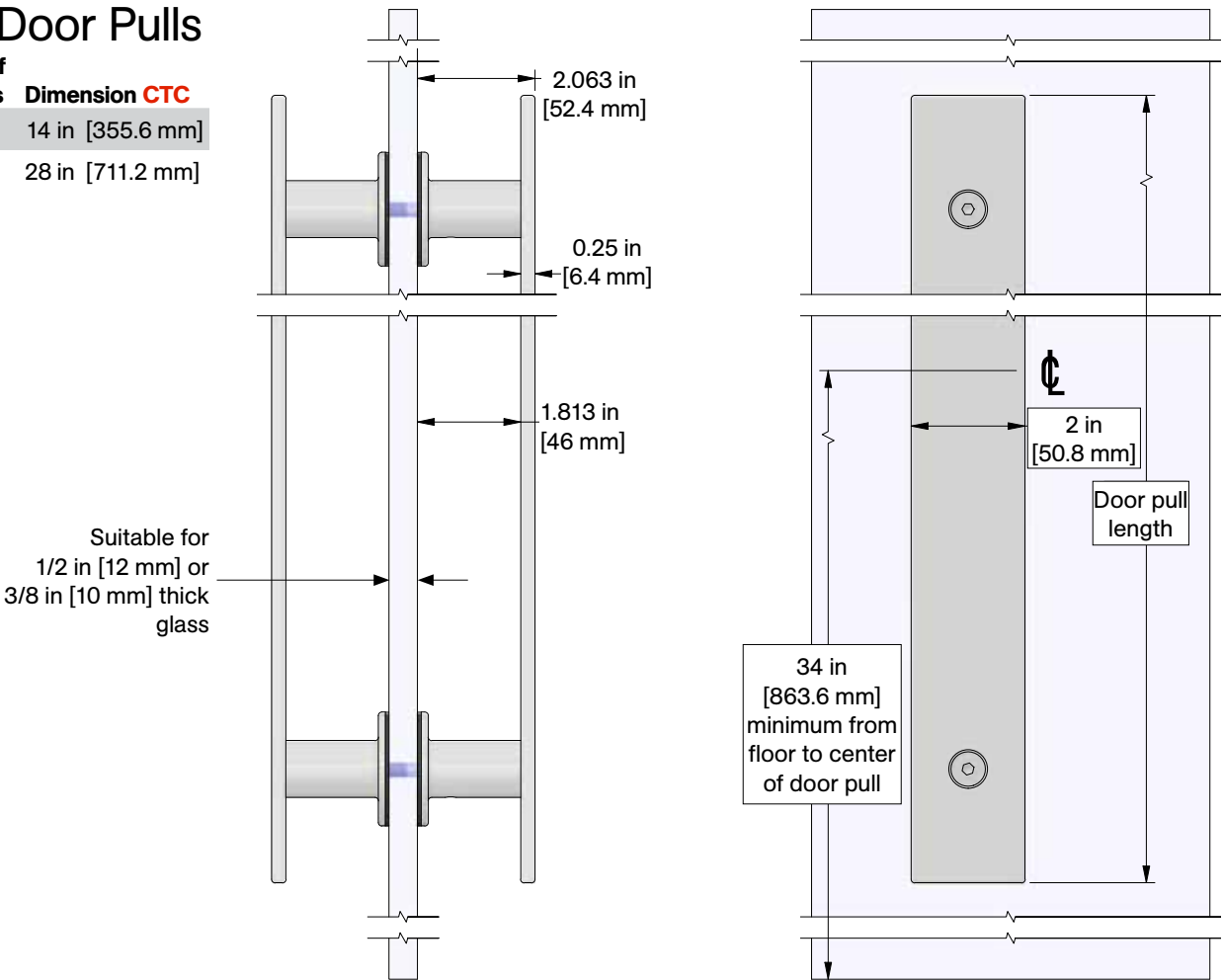
Installation Instructions

Suitable for 3/8 in [10 mm] to 1/2 in [12 mm] thick glass doors  
Available in 2 in [50.8 mm] x 18 in [457.2 mm] or 36 in [914.4 mm] flat bar door pulls

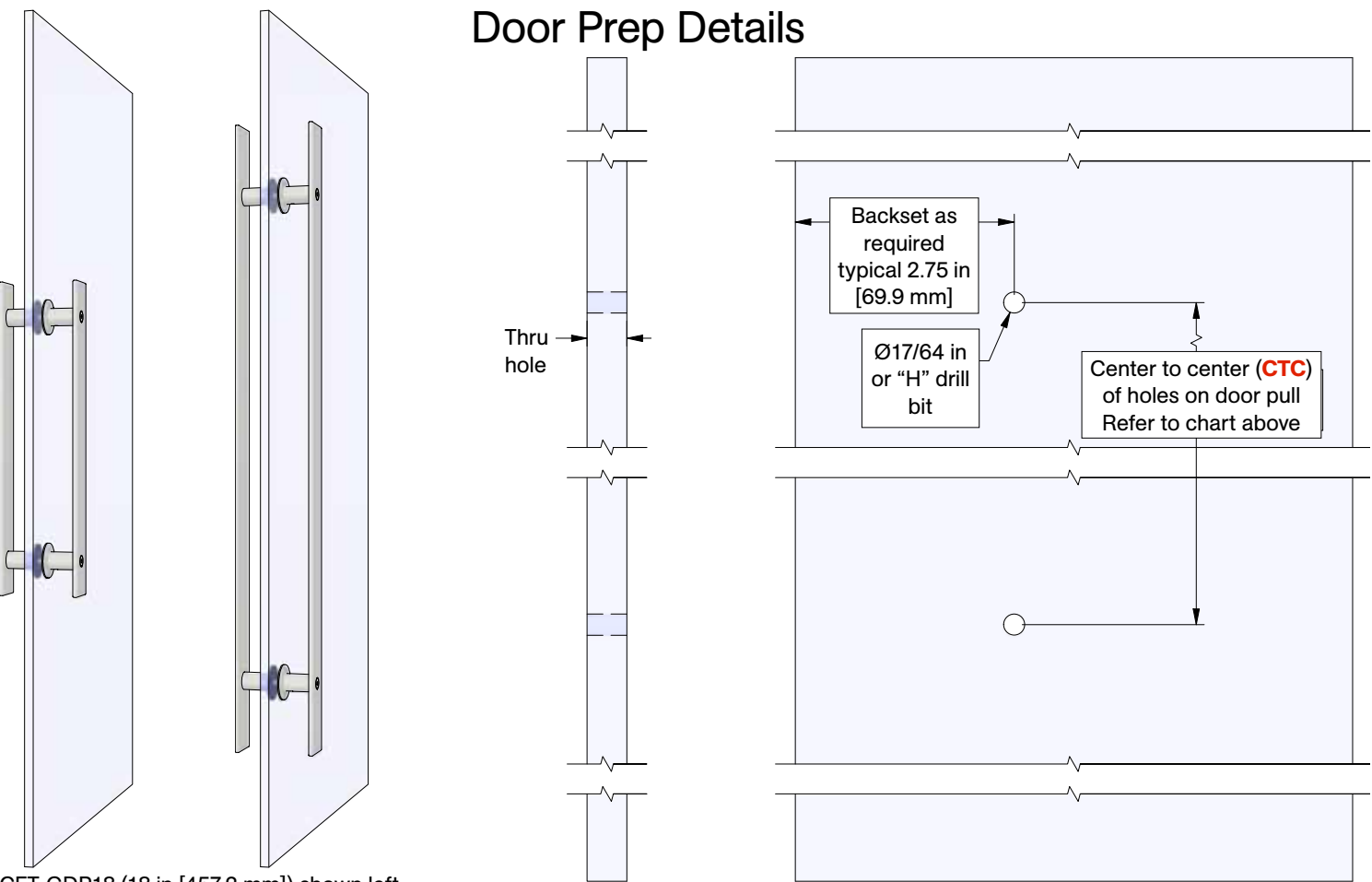
### Center to Center Hole Spacing for Door Pulls

Overall Pull Length	No. of Holes	Dimension CTC
18 in [457.2 mm]	2	14 in [355.6 mm]
36 in [914.4 mm]	2	28 in [711.2 mm]

### Product Dimension Details

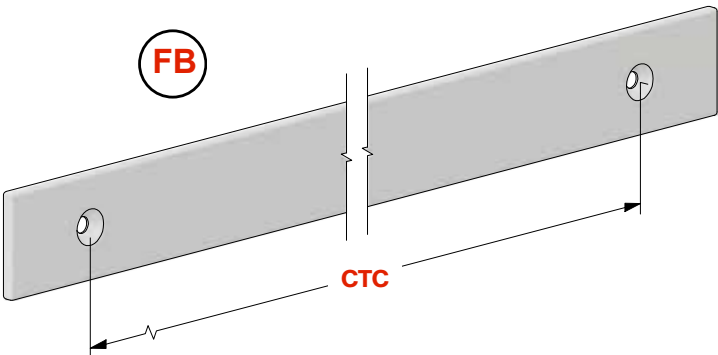


### Door Prep Details



CFT-GDP18 (18 in [457.2 mm]) shown left  
CFT-GDP36 (36 in [914.4 mm]) shown right

# Parts' List



## Center to Center Hole Spacing for Door Pulls

Overall Pull Length	No. of Holes	Dimension <b>CTC</b>
18 in [457.2 mm]	2	14 in [355.6 mm]
36 in [914.4 mm]	2	28 in [711.2 mm]

**FC**  
5/16-18 x 3/4" Flat Head  
Socket Cap Screw (4)

**A**  
**CFT-DPB-A (2)**  
Door pull bracket Type A, threaded hole  
both ends

**OR**  
**CRFT-GWIR Rubber O-Ring (4)**

**GDS**  
**CRFT-GDPSCREW (2)**  
Custom glass door pull screws, hex drive  
one end, 1/4-20 thread opposite end

**B**  
**CFT-DPB-B (2)**  
Door pull bracket Type B, threaded hole one  
end, clearance hole opposite end

**SS**  
**1/4-20 x 3/16" Cup Point  
Socket Set Screw (2)**

# Assembly

