

CFT-SP

Single Flat Bar Door Pull

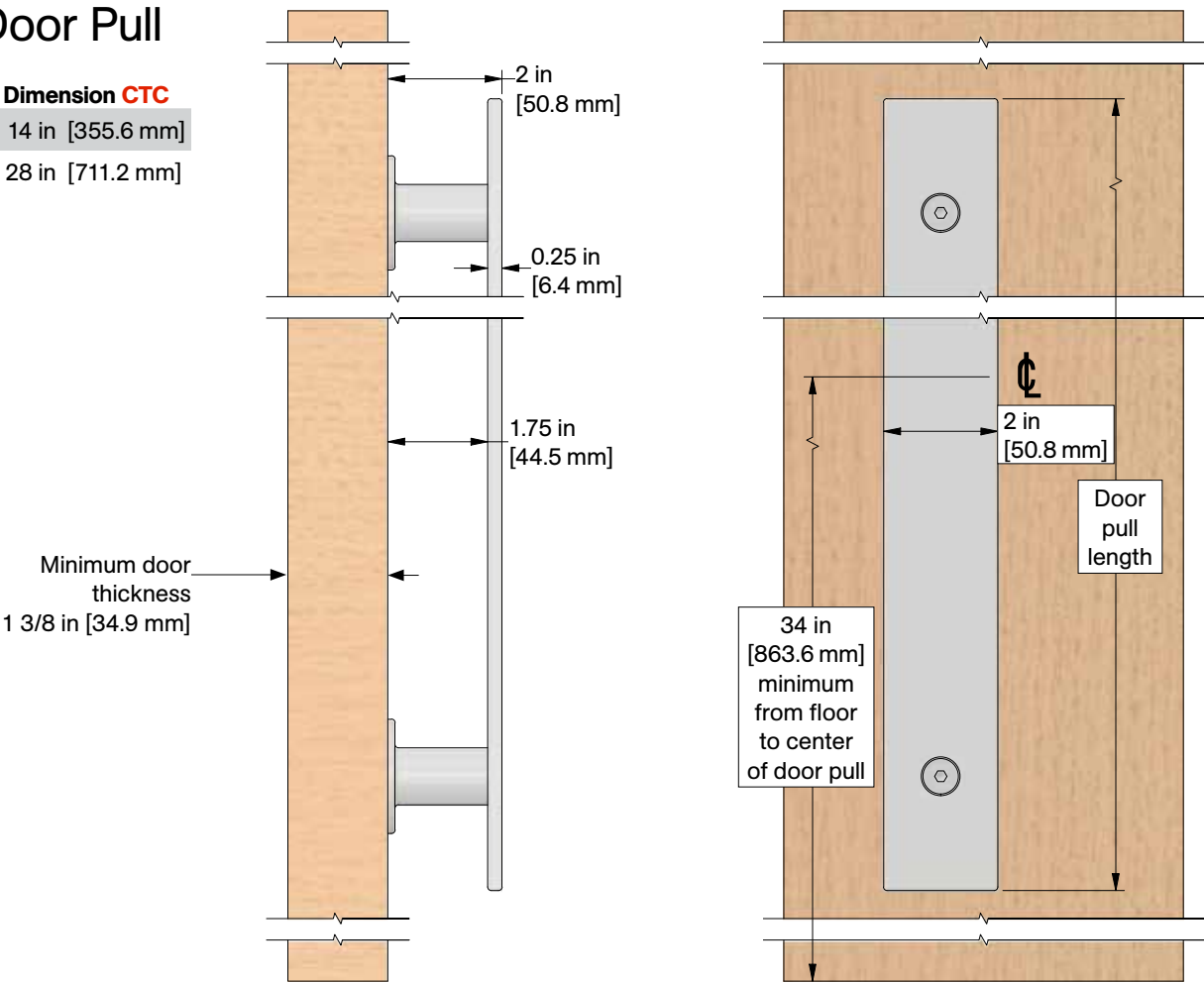
Installation Instructions

Suitable for minimum 1 3/8 in [34.9 mm] thick doors
Available in 2 in [50.8 mm] x 18 in [457.2 mm] or 36 in [914.4 mm] flat bar door pull

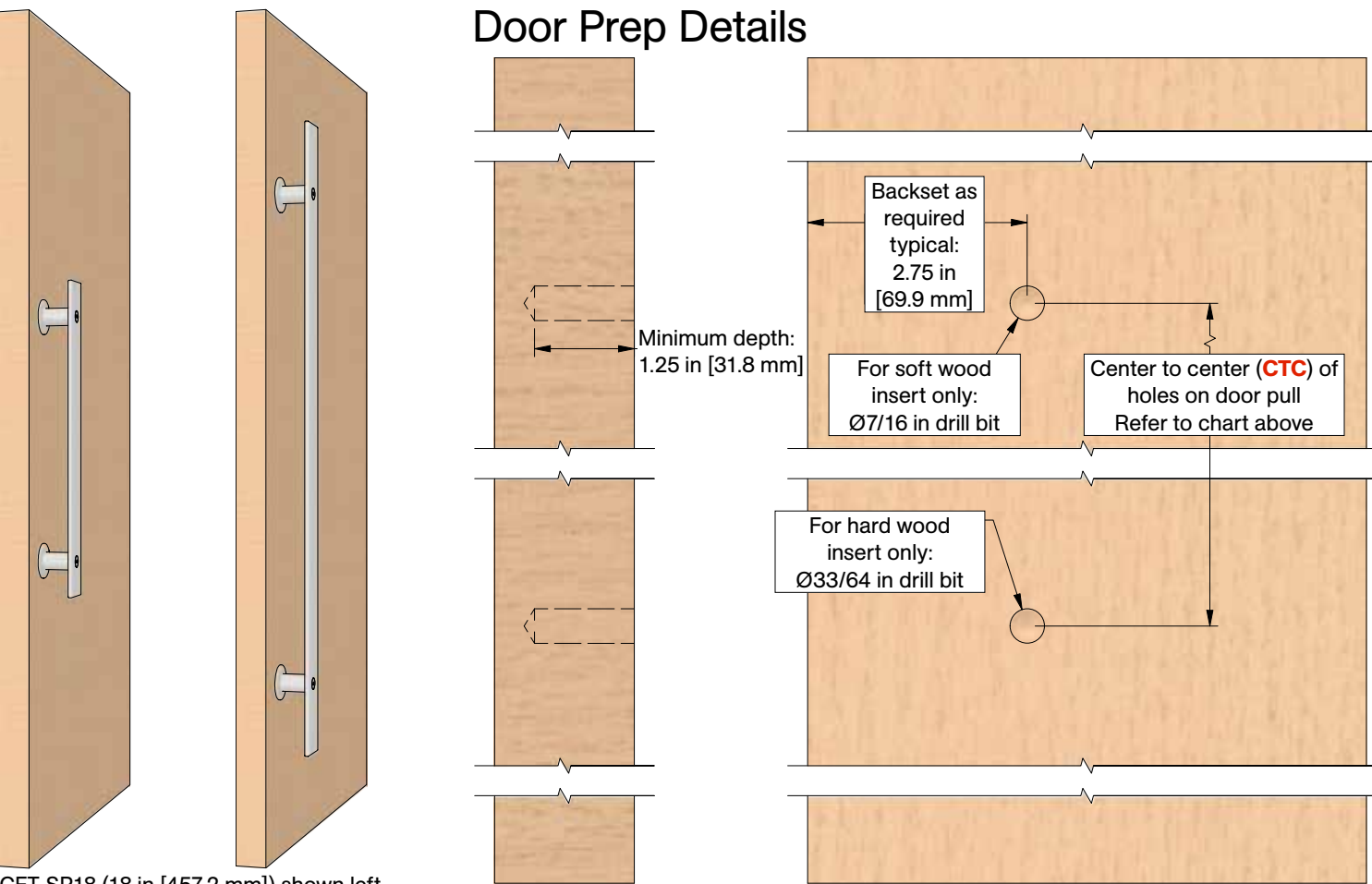
Center to Center Hole Spacing for Door Pull

Overall Pull Length	No. of Holes	Dimension CTC
18 in [457.2 mm]	2	14 in [355.6 mm]
36 in [914.4 mm]	2	28 in [711.2 mm]

Product Dimension Details

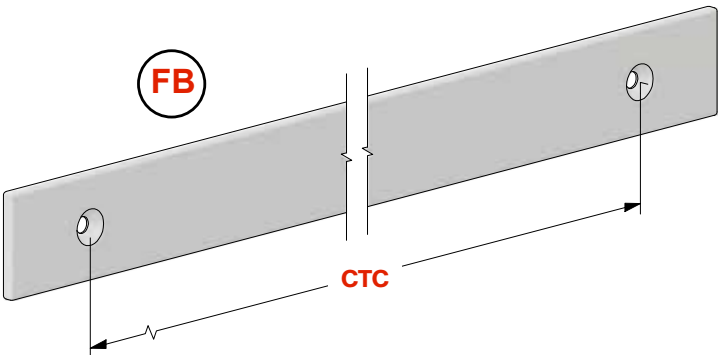


Door Prep Details



CFT-SP18 (18 in [457.2 mm]) shown left
CFT-SP36 (36 in [914.4 mm]) shown right

Parts' List



Center to Center Hole Spacing for Door Pull

Overall Pull Length	No. of Holes	Dimension CTC
18 in [457.2 mm]	2	14 in [355.6 mm]
36 in [914.4 mm]	2	28 in [711.2 mm]

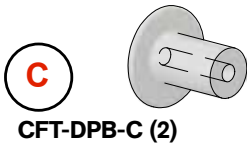
CFT-FBDP-[door pull length] Flat Bar Door Pull (1)
Door pull length, see chart right



5/16-18 Soft Wood Flange Anchor (2)



5/16-18 Hard Wood Knife Anchor (2)



CFT-DPB-C (2)
Door pull bracket Type C, clearance hole through



5/16-18 x 3" Flat Head Socket Cap Screw (2)

Assembly

