

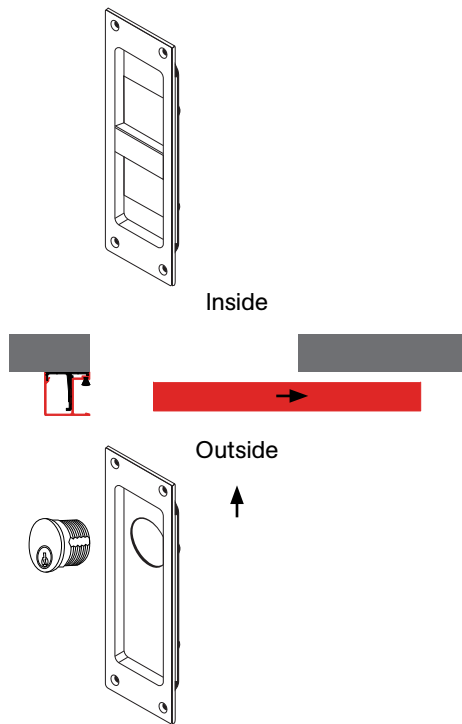
# Crowder Strike

## Handing Identification Sheet

KNC

### How to determine barn door handing

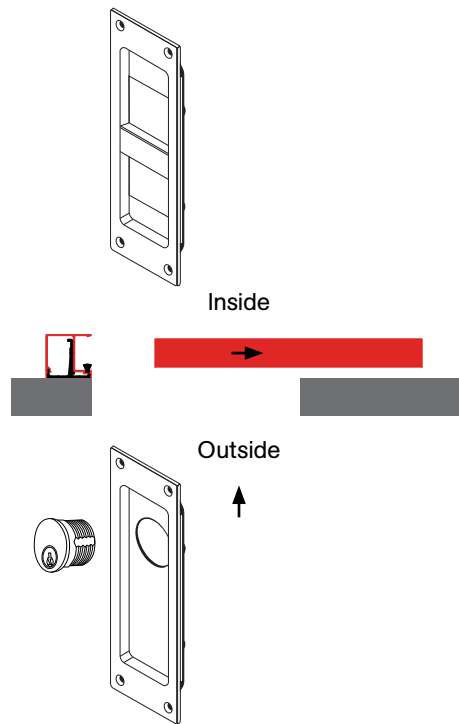
1. Start on outside of opening (E.g. Outside of the room in the hallway)
2. On what side of the opening is the barn door installed?
3. In what direction does the door slide open?



#### Door Position: RH-Outside

1. Standing outside
2. Door on outside
3. Slides open to right

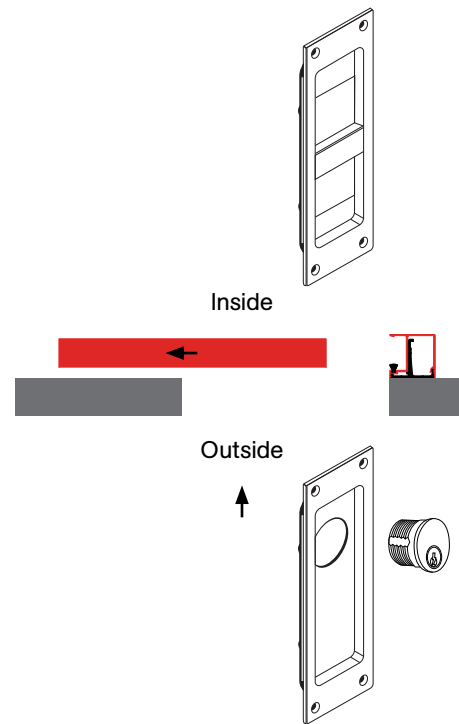
Use Left-Hand



#### Door Position: RH-Inside

1. Standing outside
2. Door on inside
3. Slides open to right

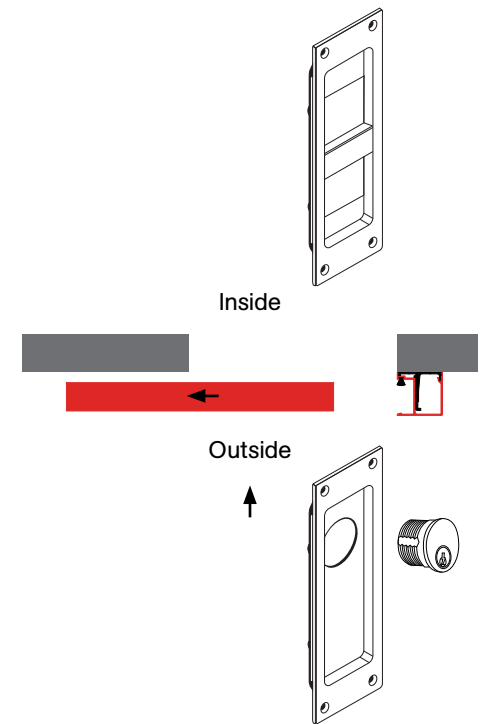
Use Right-Hand



#### Door Position: LH-Inside

1. Standing outside
2. Door on inside
3. Slides open to left

Use Left-Hand



#### Door Position: LH-Outside

1. Standing outside
2. Door on outside
3. Slides open to left

Use Right-Hand

KN Crowder

1220 Burloak Drive, Burlington, Ontario, Canada, L7L 6B3  
T. 1-866-999-1562 customerservice@kncrowder.com kncrowder.com  
© 2020-2023 K.N. Crowder Mfg. Inc. All Rights Reserved.