

CRT-DP

Back-to-Back Round Bar Door Pulls

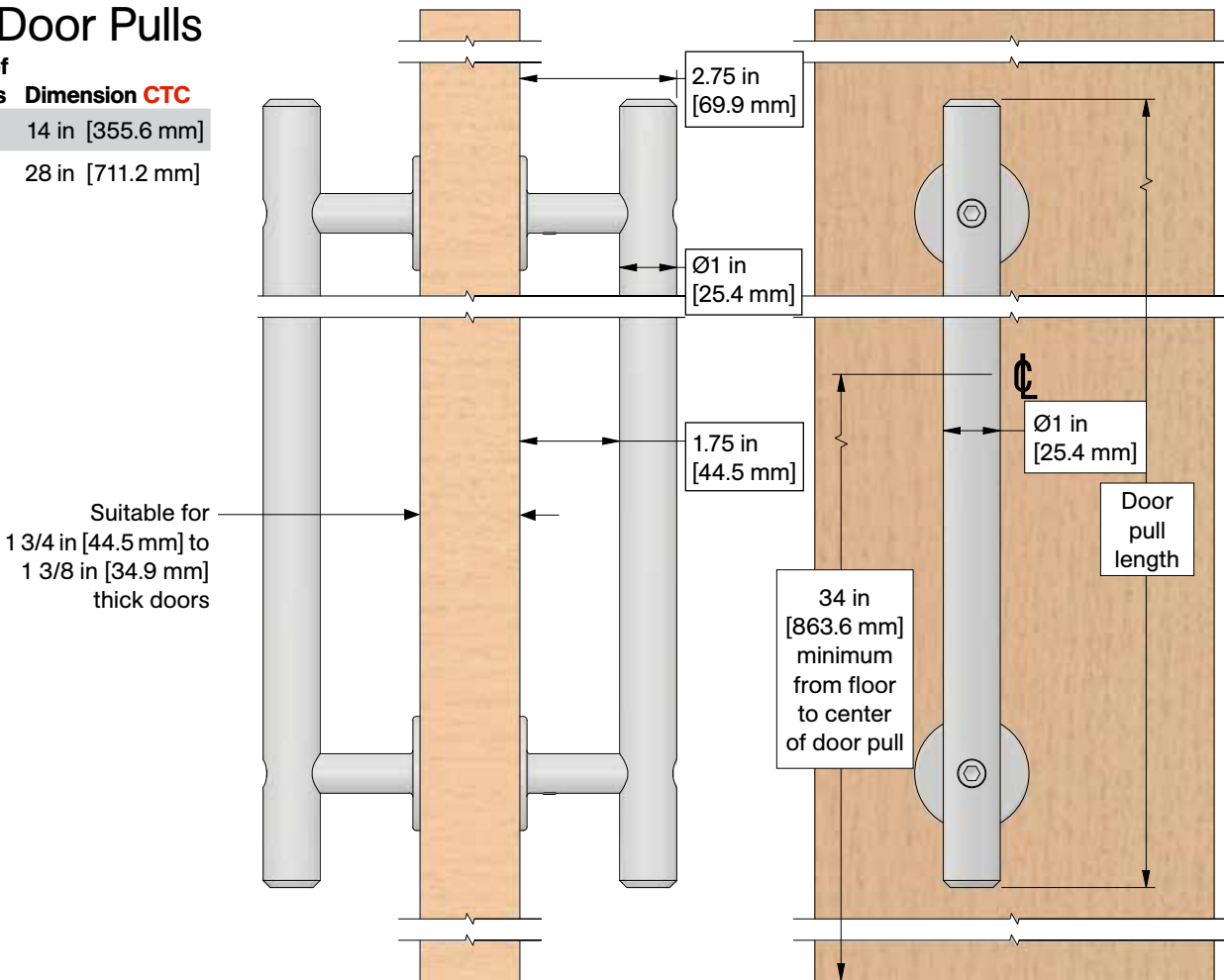
Installation Instructions

Suitable for 1 3/8 in [34.9 mm] to 1 3/4 in [44.5 mm] thick doors
Available in Ø1 in [25.4 mm] x 18 in [457.2 mm] or 36 in [914.4 mm] round bar door pulls
Longer door pull screw available for doors greater than 1 3/4 in [44.5 mm] to 2 1/2 in [63.5 mm] thick doors

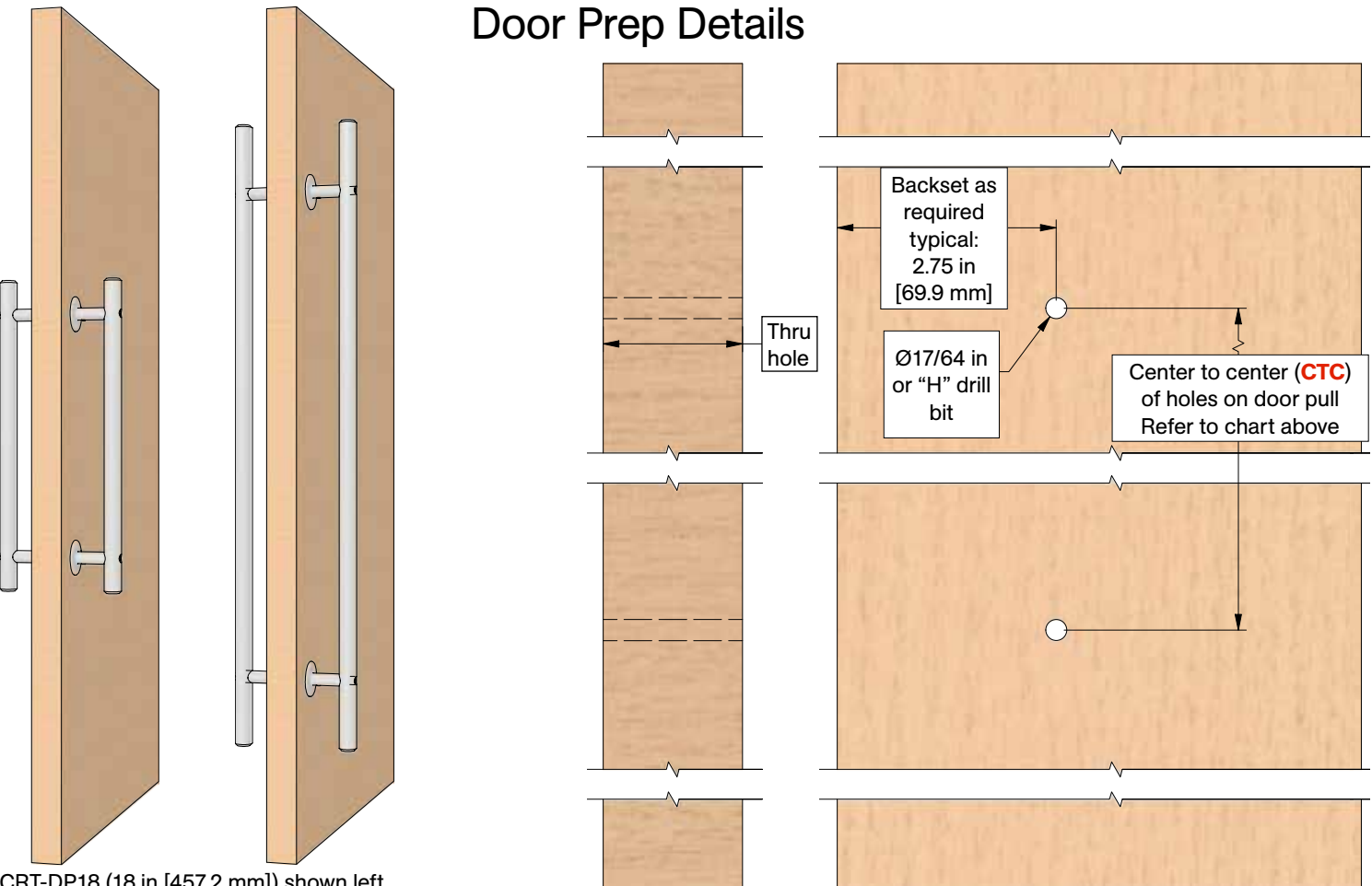
Center to Center Hole Spacing for Door Pulls

Overall Pull Length	No. of Holes	Dimension CTC
18 in [457.2 mm]	2	14 in [355.6 mm]
36 in [914.4 mm]	2	28 in [711.2 mm]

Product Dimension Details

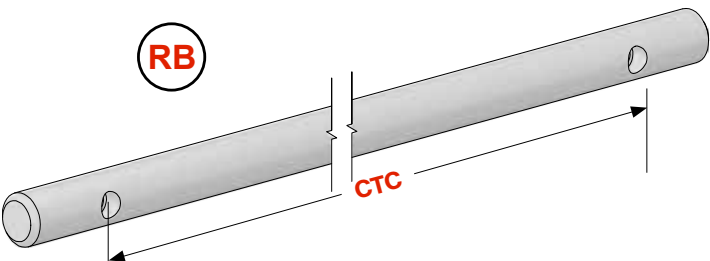


Door Prep Details



CRT-DP18 (18 in [457.2 mm]) shown left
CRT-DP36 (36 in [914.4 mm]) shown right

Parts' List



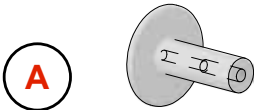
CRT-RBDP-[door pull length] Round Bar Door Pull (2)
Door pull length, see chart right

Center to Center Hole Spacing for Door Pulls

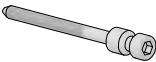
Overall Pull Length	No. of Holes	Dimension CTC
18 in [457.2 mm]	2	14 in [355.6 mm]
36 in [914.4 mm]	2	28 in [711.2 mm]



5/16-18 x 1" Socket Head Cap Screw (4)



CRT-DPB-A (2)
Door pull bracket Type A, threaded hole both ends



CRFT-DPSCREW2
(optional add-on for 2 1/2 in [63.5 mm] doors)
Custom long door pull screws, hex drive one end, 1/4-20 thread opposite end



CRT-DPB-B (2)
Door pull bracket Type B, threaded hole one end, clearance hole opposite end



1/4-20 x 3/16" Cup Point Socket Set Screw (2)



CRFT-DPSCREW (2)
Custom door pull screws, hex drive one end, 1/4-20 thread opposite end

Assembly

