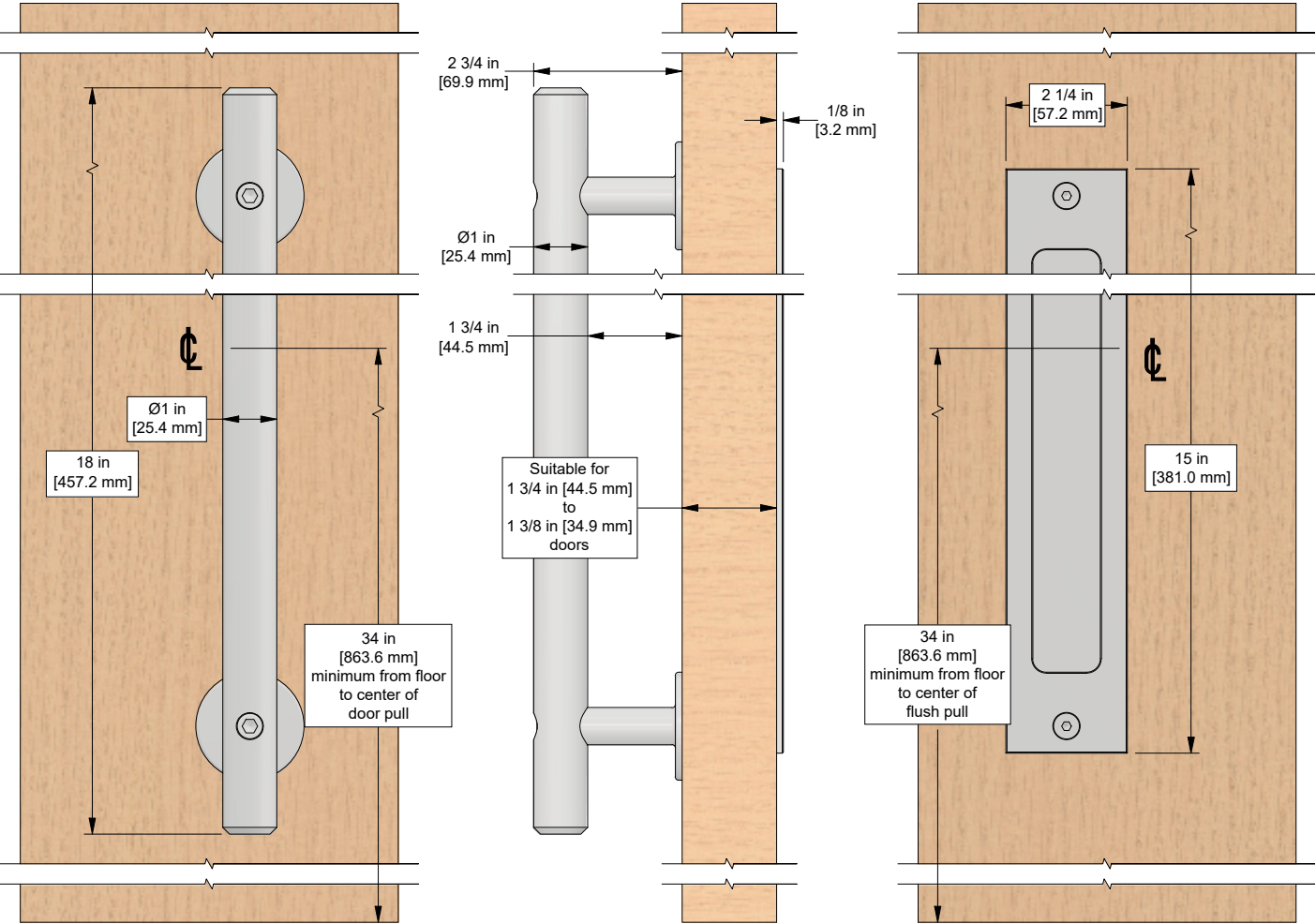
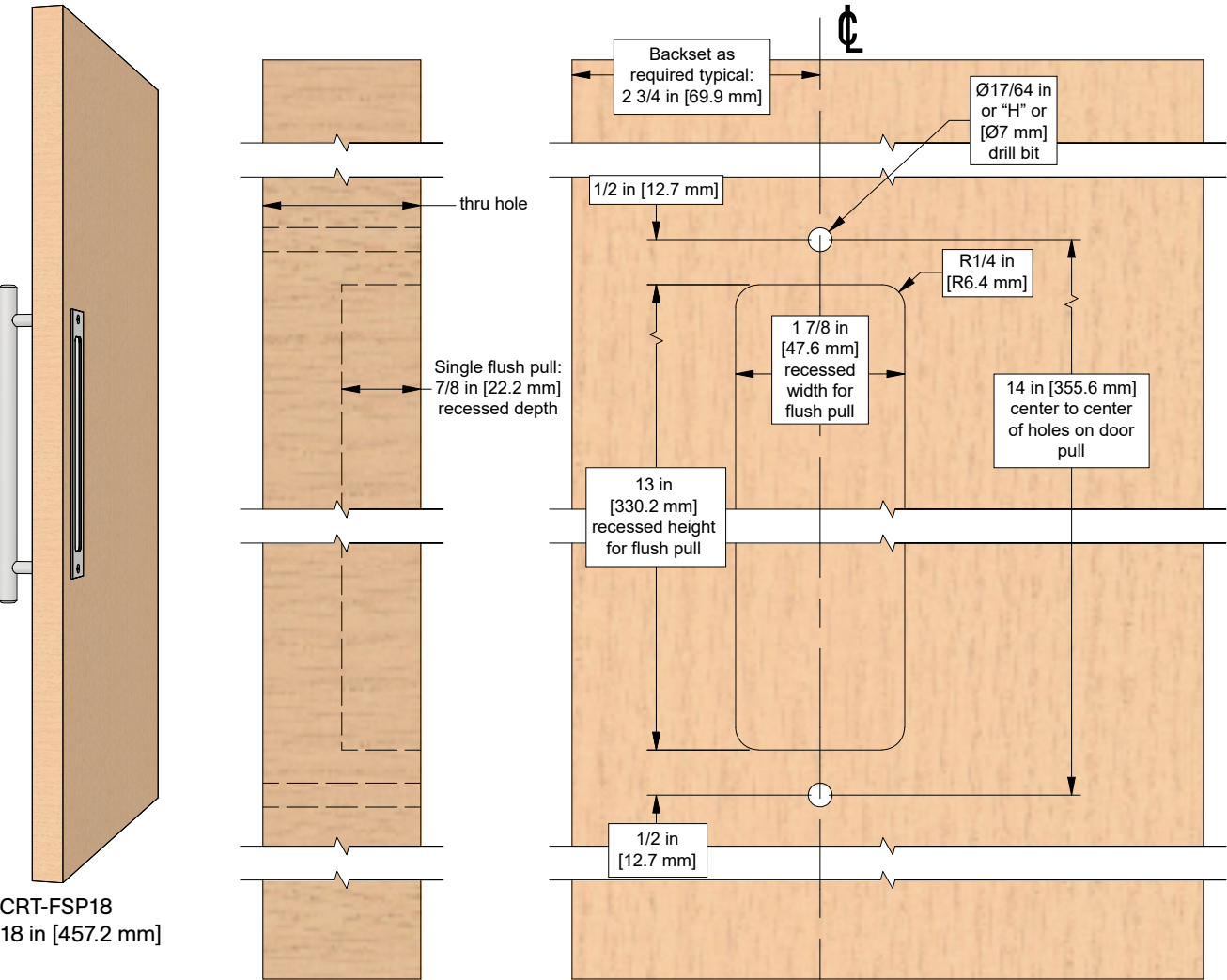


**Door Thickness:** 1 3/8 in [34.9 mm] to 1 3/4 in [44.5 mm]  
With Ø1 in [25.4 mm] x 18 in [457.2 mm] round bar door pull and 2 1/4 in [57.2 mm] x 15 in [381.0 mm] flush pull

Product Dimension Details

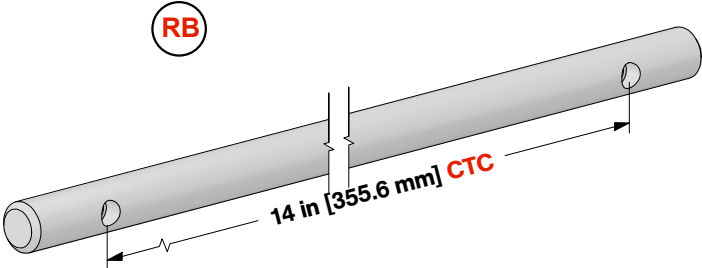


Door Prep Details

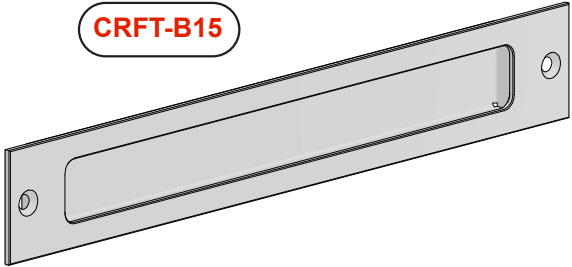


CRT-FSP18  
18 in [457.2 mm]

# Parts List



**CRT-RBDP Round Bar Door Pull (1)**  
Ø1 in [25.4 mm] x 18 in [457.2 mm] round bar



**CRFT-B15 (1)**  
2 1/4 in [57.2 mm] x 15 in [381.0 mm]  
flush pull

**SC**  
5/16-18 x 1" Socket Head Cap Screw (2)

**FC212**  
1/4-20 x 2-1/2" Flat Head  
Socket Cap Screw (2)

**CRFT-FSPSCREW2**  
1/4-20 x 3" Flat Head Socket Cap Screw (2)  
**(optional add-on for doors thicker than  
1 3/4 in [44.5 mm] up to 2 1/4 in [57.2 mm])**

**A**  
**CRT-DPB-A (2)**  
Door pull bracket Type A, threaded hole  
both ends

# Assembly

