

CRT-GDP

Back-To-Back Round Bar Glass Door Pulls

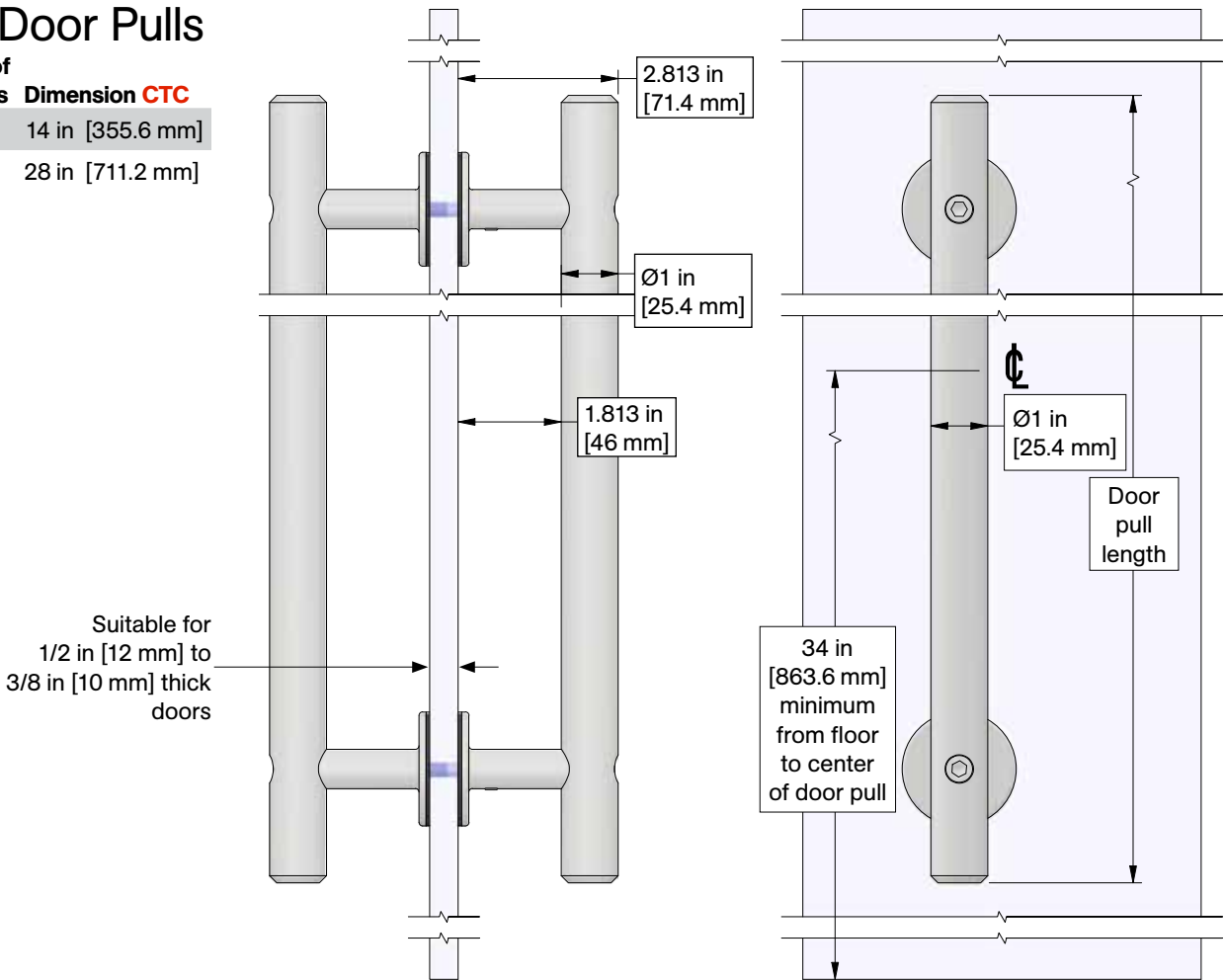
Installation Instructions

Suitable for 1/2 in [12 mm] to 3/8 in [10 mm] thick glass doors
Available in Ø1 in [25.4 mm] x 18 in [457.2 mm] or 36 in [914.4 mm] round bar door pulls

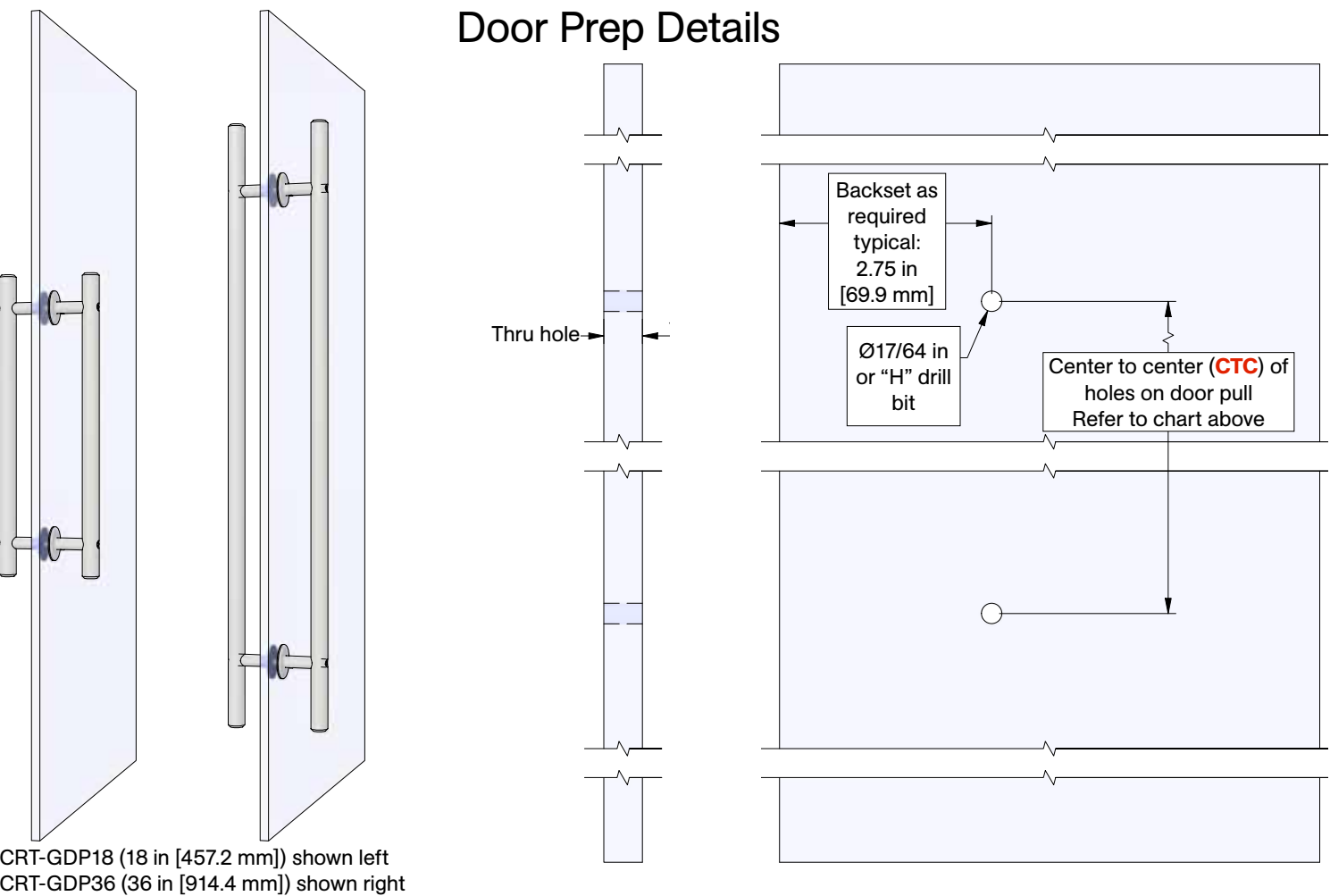
Center to Center Hole Spacing for Door Pulls

Overall Pull Length	No. of Holes	Dimension CTC
18 in [457.2 mm]	2	14 in [355.6 mm]
36 in [914.4 mm]	2	28 in [711.2 mm]

Product Dimension Details

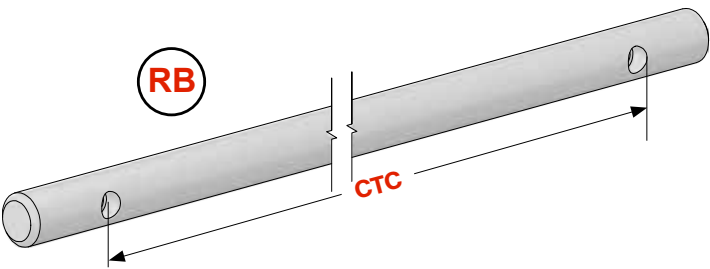


Door Prep Details



CRT-GDP18 (18 in [457.2 mm]) shown left
CRT-GDP36 (36 in [914.4 mm]) shown right

Parts' List



Center to Center Hole Spacing for Door Pulls

Overall Pull Length	No. of Holes	Dimension CTC
18 in [457.2 mm]	2	14 in [355.6 mm]
36 in [914.4 mm]	2	28 in [711.2 mm]

CRT-RBDP-[door pull length] Round Bar Door Pull (2)
Door pull length, see chart right



5/16-18 x 1" Socket Head Cap Screw (4)



CRT-DPB-A (2)
Door pull bracket Type A, threaded hole both ends



CRFT-GWIR Rubber O-Ring (4)



CRT-DPB-B (2)
Door pull bracket Type B, threaded hole one end, clearance hole opposite end



CRFT-GDPSCREW (2)
Custom glass door pull screws, hex drive one end, 1/4-20 thread opposite end



1/4-20 x 3/16" Cup Point Socket Set Screw (2)

Assembly

