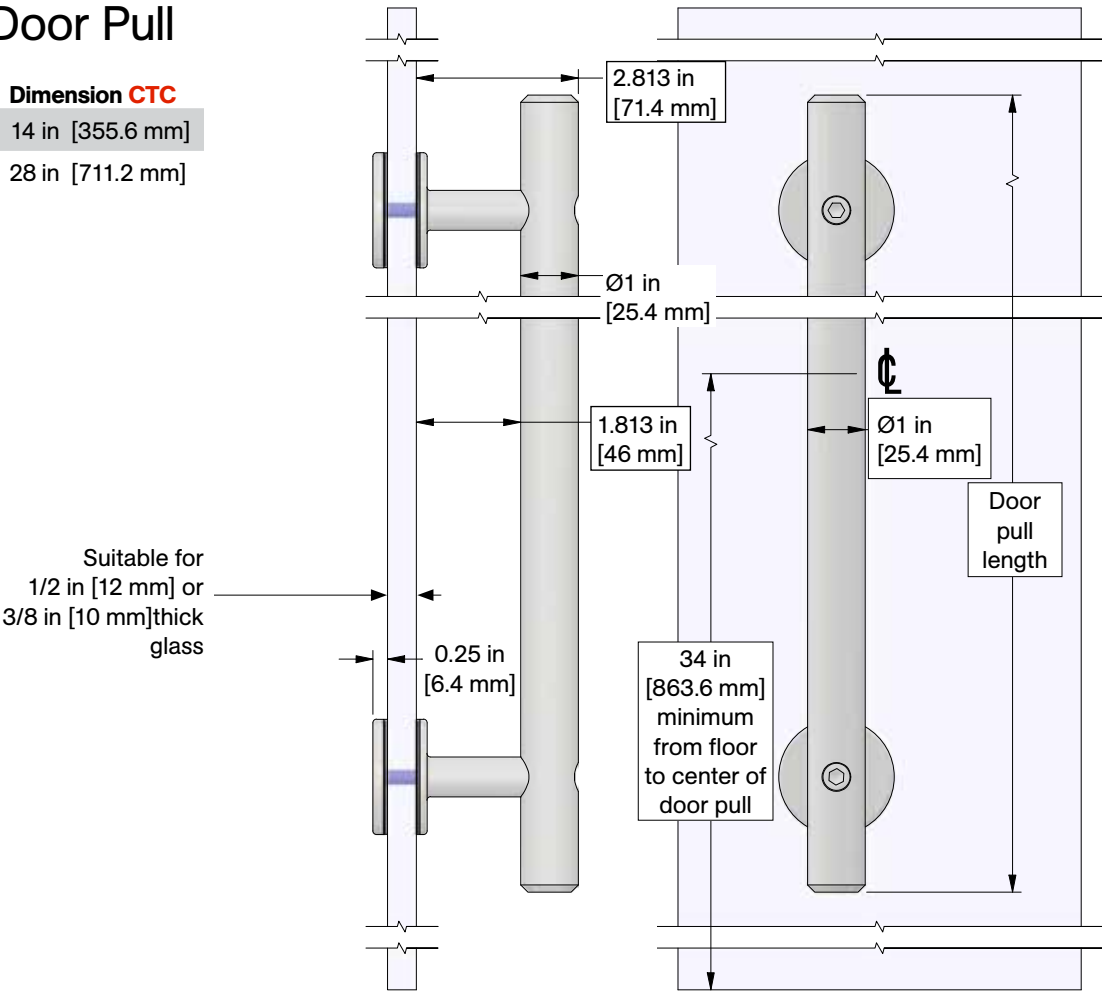


Suitable for 1/2 in [12 mm] to 3/8 in [10 mm] thick glass doors
Available in Ø1 in [25.4 mm] x 18 in [457.2 mm] or 36 in [914.4 mm] round bar door pull

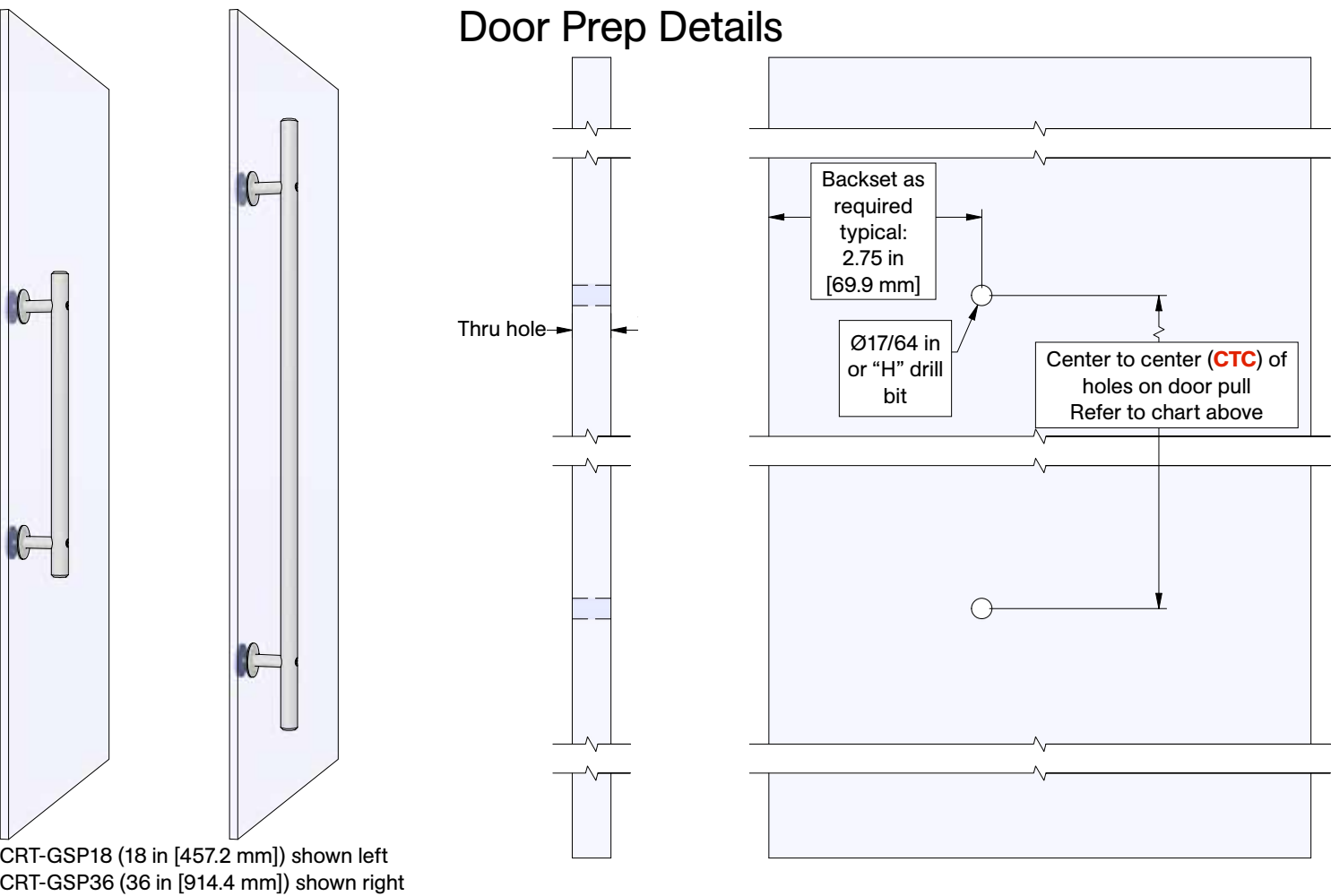
Center to Center Hole
Spacing for Door Pull

Overall Pull Length	No. of Holes	Dimension CTC
18 in [457.2 mm]	2	14 in [355.6 mm]
36 in [914.4 mm]	2	28 in [711.2 mm]

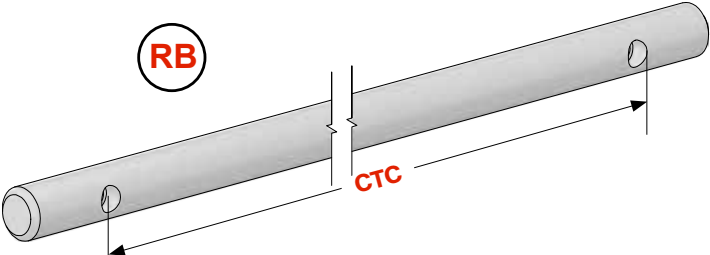
Product Dimension Details



Door Prep Details



Parts' List



Center to Center Hole Spacing for Door Pull

Overall Pull Length	No. of Holes	Dimension CTC
18 in [457.2 mm]	2	14 in [355.6 mm]
36 in [914.4 mm]	2	28 in [711.2 mm]

CRT-RBDP-[door pull length] Round Bar Door Pull (1)
Door pull length, see chart right

FC2



1/4-20 x 1 1/2" Flat Head Socket Cap Screw (2)

OR




CRFT-GWIR Rubber O-Ring (4)

SC



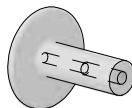
5/16-18 x 1" Socket Head Cap Screw (2)

BC



CRFT-GBP (2)
Glass door back plate

A



CRFT-DPB-A (2)
Door pull bracket Type A, threaded hole both ends

Assembly

