

CRT-GSP[] ROUND BAR SINGLE GLASS DOOR HANDLE PULLS

INSTRUCTION SHEET

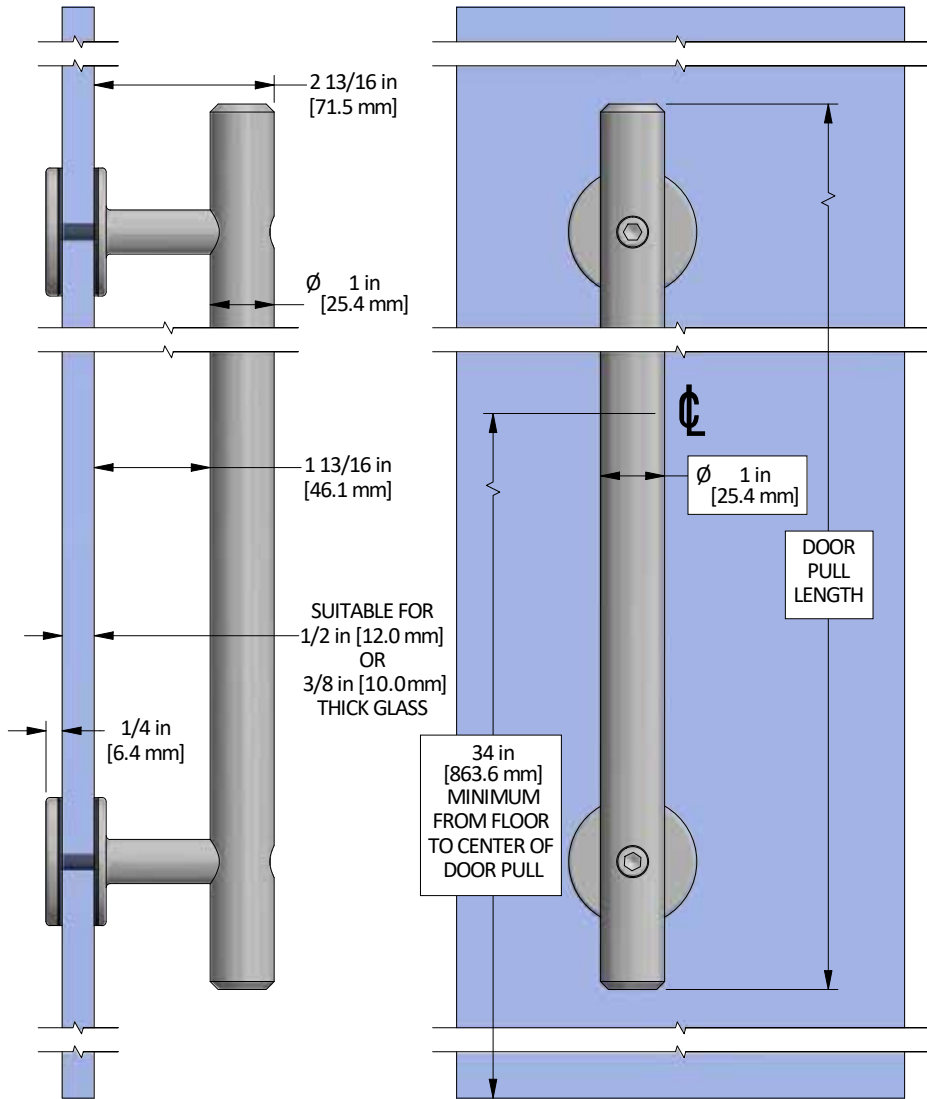


K.N.CROWDER MFG. INC.

- SUITABLE FOR 1/2 in [12.0 mm] TO 3/8 in [10.0 mm] THICK GLASS DOORS
- AVAILABLE IN 18 in [457 mm] AND 36 in [914 mm] LONG DOOR HANDLE PULLS

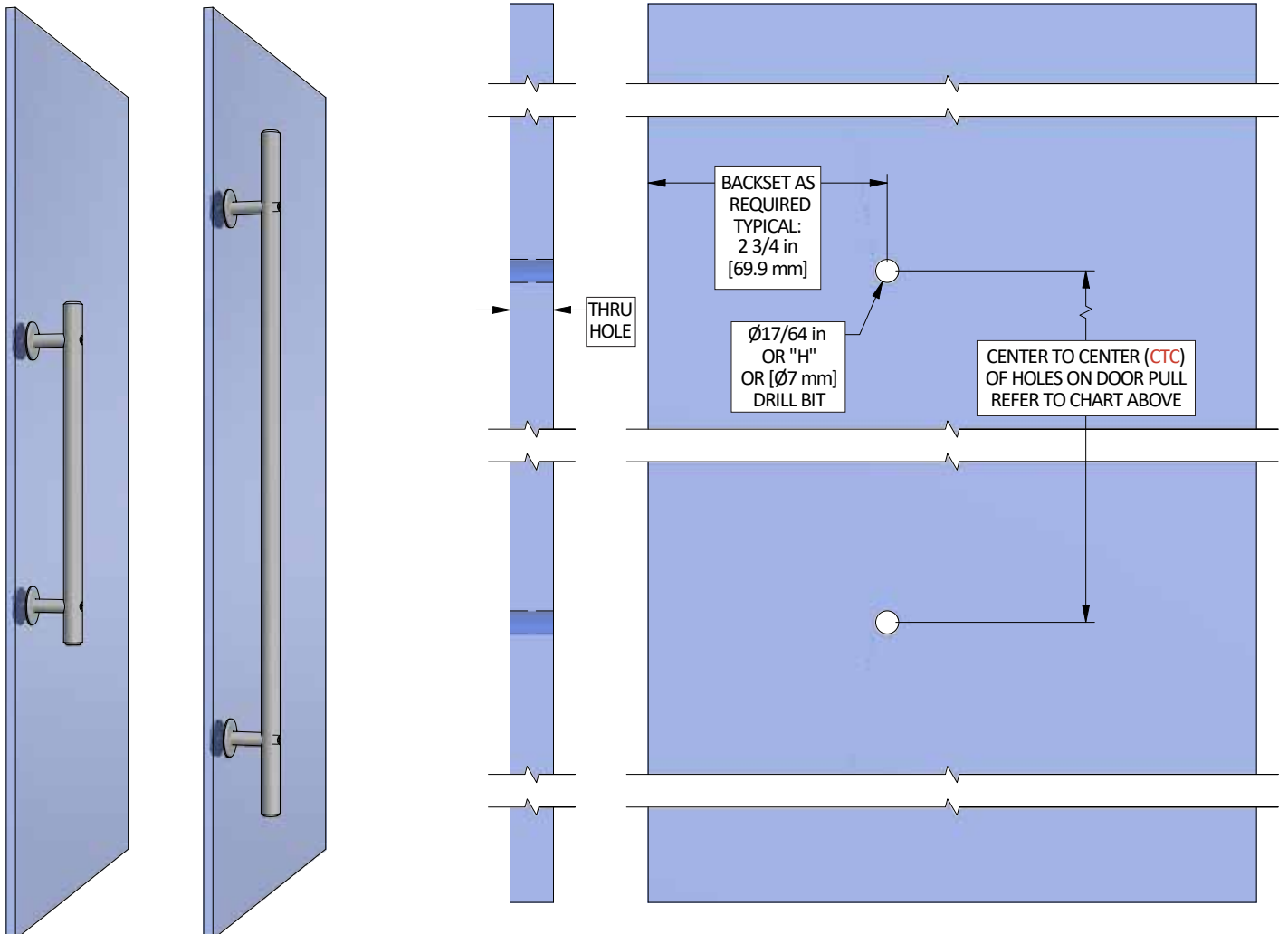
CENTER TO CENTER HOLE SPACING FOR DOOR PULLS				
OVERALL PULL LENGTH		NO. OF HOLES	DIMENSION	CTC
18 in [457 mm]		2	14 in [356 mm]	
36 in [914 mm]		2	28 in [711 mm]	

PRODUCT DIMENSION DETAILS



CRT-GSP18 (18 in [457 mm]) SHOWN ON LEFT
 CRT-GSP36 (36 in [914 mm]) SHOWN ON RIGHT

DOOR PREP DETAILS

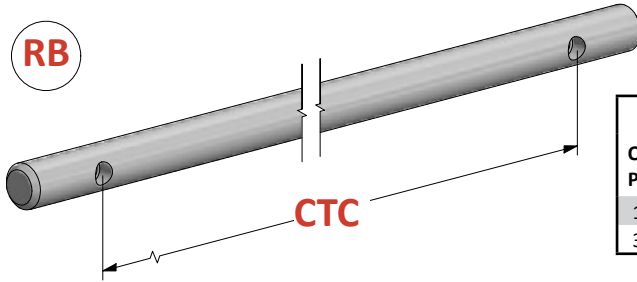


CRT-GSP[] ROUND BAR SINGLE GLASS DOOR HANDLE PULLS

INSTRUCTION SHEET



PARTS LIST



CRT-RBDP-[DOOR PULL LENGTH]
 ROUND BAR DOOR PULL (1)
 (DOOR PULL LENGTH, SEE CHART BELOW)

CENTER TO CENTER HOLE SPACING FOR DOOR PULLS					
OVERALL PULL LENGTH		NO. OF HOLES		DIMENSION	CTC
18 in	[457 mm]	2	14 in	[356 mm]	
36 in	[914 mm]	2	28 in	[711 mm]	

FC2
 1/4-20 X 1-1/2" FLAT HEAD SOCKET CAP SCREW (2)

BP
 CRFT-GBP (2)
 (GLASS DOOR BACK PLATE)

OR
 CRFT-GWIR RUBBER O-RING (4)

A
 CRT-DPB-A (2)
 (DOOR PULL BRACKET TYPE "A", THREADED HOLE BOTH ENDS)

SC
 5/16-18 X 1" SOCKET HEAD CAP SCREW (2)

ASSEMBLY

