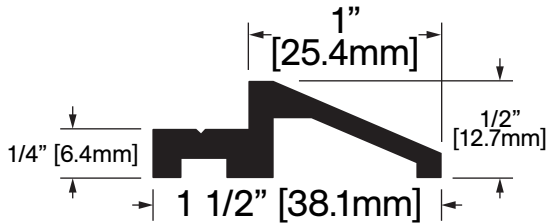


CT-100



Operation: Build Any Size Threshold
Features: Mill Finish Extruded Aluminum
Application: Ideal for Residential, Commercial & Industrial
Maximum Length: 156 in [3962 mm]

OPT STD

FINISHES

Mill Finish
Special _____

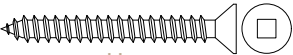
SCREW OPTIONS

Standard

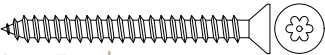


Screw Type: G
3/16" X 1-3/4" Hi-Lo Tapping Thread, Grey
Phillips Drive, Concrete Screws
(5/32" pre-drill required)

Optional



Screw Type: H
#10 X 1-3/4" Stainless Steel Flat Head,
Robertson Drive, Type A Screws
(complete with nylon anchor)



Screw Type: I
#10 X 2" Stainless Steel Flat
Head, Tamper-Resistant Torx
Drive, Type A Screws
(complete with nylon anchor)

Customer Name	Job No./Name	Date	Provided By:
_____	_____	_____	_____
Notes			