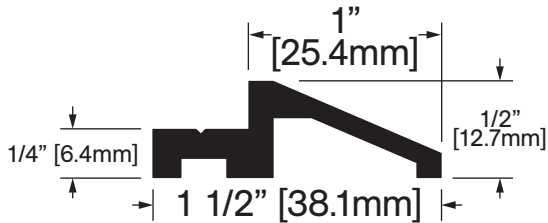


CT-100



**Operation:** Build Any Size Threshold  
**Features:** Mill Finish Extruded Aluminum  
**Application:** Ideal for Residential, Commercial & Industrial  
**Maximum Length:** 156 in [3962 mm]

Customer Name	Job No./Name	Date	Provided By:
<hr/>	<hr/>	<hr/>	<hr/>
Notes			


OPT STD

FINISHES

Mill Finish  
Special \_\_\_\_\_

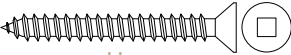
SCREW OPTIONS

Standard

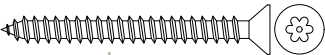


Screw Type: G  
3/16" X 1-3/4" Hi-Lo Tapping Thread,  
Grey Phillips/Robertson Combo Drive,  
Concrete Screws  
(5/32" pre-drill required)

Optional



Screw Type: H  
#10 X 1-3/4" Stainless Steel Flat Head,  
Robertson Drive, Type A Screws  
(complete with nylon anchor)



Screw Type: I  
#10 X 2" Stainless Steel Flat  
Head, Tamper-Resistant Torx  
Drive, Type A Screws  
(complete with nylon anchor)