

CT-10HD NEW

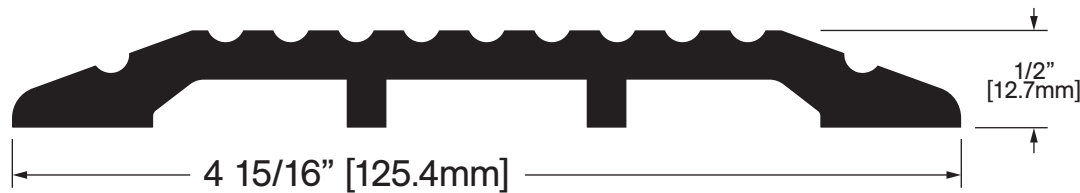


OPT STD

FINISHES


Mill Finish

Special _____



SCREW OPTIONS

Standard

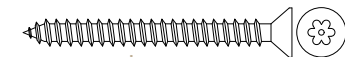


Screw Type: G
 $\frac{3}{16}$ " X $1\text{-}\frac{3}{4}$ " Hi-Lo Tapping Thread,
 Grey Phillips/Robertson Combo Drive,
 Concrete Screws
 (5/32" pre-drill required)

Optional



Screw Type: H
 #10 X $1\text{-}\frac{3}{4}$ " Stainless Steel Flat Head,
 Robertson Drive, Type A Screws
 (complete with nylon anchor)



Screw Type: I
 #10 X 2" Stainless Steel Flat
 Head, Tamper-Resistant Torx
 Drive, Type A Screws
 (complete with nylon anchor)

Operation: Heavy-Duty Threshold
Features: Mill Finish Extruded Aluminum
Application: Ideal for Commercial & Industrial
Maximum Length: 156 in [3962 mm]

Customer Name _____

Job No./Name _____

Date _____

Provided By: _____

Notes