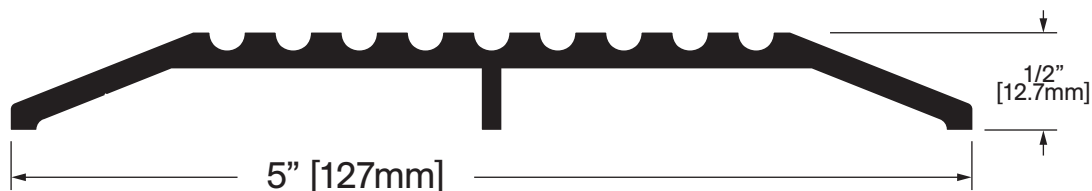


# CT-10



**Operation:** Threshold

**Features:** Mill Finish Extruded Aluminum

**Application:** Ideal for Residential, Commercial & Industrial

**Maximum Length:** 192 in [4877 mm]

STD

## FINISHES

Mill Finish

Bronze Anodized

OPT

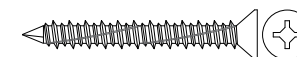
Black Anodized

Clear Anodized

Special \_\_\_\_\_

Standard

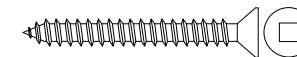
## SCREW OPTIONS



Screw Type: G

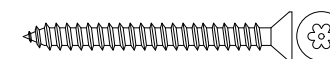
3/16" X 1-3/4" Hi-Lo Tapping Thread, Grey Phillips/Robertson Combo Drive, Concrete Screws (5/32" pre-drill required)

Optional



Screw Type: H

#10 X 1-3/4" Stainless Steel Flat Head, Robertson Drive, Type A Screws (complete with nylon anchor)



Screw Type: I

#10 X 2" Stainless Steel Flat Head, Tamper-Resistant Torx Drive, Type A Screws (complete with nylon anchor)

Customer Name

Job No./Name

Date

Provided By:

Notes