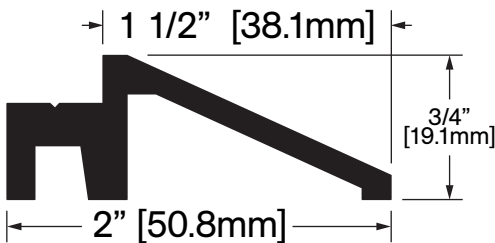


CT-175



Operation: Build Any Size Threshold
Features: Mill Finish Extruded Aluminum
Application: Ideal for Residential, Commercial & Industrial
Maximum Length: 152 in [3861 mm]

Customer Name	Job No./Name	Date	Provided By:
<hr/>	<hr/>	<hr/>	<hr/>
Notes			


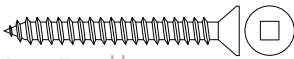

FINISHES

OPTSTD

Mill Finish

Special

SCREW OPTIONS

Standard	
	Screw Type: G 3/16" X 1-3/4" Hi-Lo Tapping Thread, Grey Phillips Drive, Concrete Screws (5/32" pre-drill required)
Optional	
	Screw Type: H #10 X 1-3/4" Stainless Steel Flat Head, Robertson Drive, Type A Screws (complete with nylon anchor)
	
	Screw Type: I #10 X 2" Stainless Steel Flat Head, Tamper-Resistant Torx Drive, Type A Screws (complete with nylon anchor)