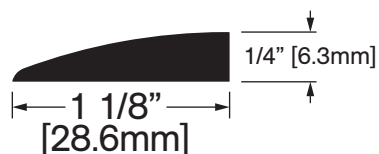


CT-23



Operation: Build Any Size Threshold

Features: Mill Finish Extruded Aluminum

Application: Ideal for Residential, Commercial & Industrial

Maximum Length: 192 in [4877 mm]

FINISHES

OPT STD

Mill Finish

Special _____

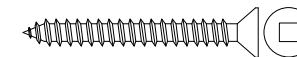
SCREW OPTIONS

Standard

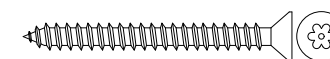


Screw Type: G
3/16" X 1-3/4" Hi-Lo Tapping Thread,
Grey Phillips/Robertson Combo Drive,
Concrete Screws
(5/32" pre-drill required)

Optional



Screw Type: H
#10 X 1-3/4" Stainless Steel Flat Head,
Robertson Drive, Type A Screws
(complete with nylon anchor)



Screw Type: I
#10 X 2" Stainless Steel Flat
Head, Tamper-Resistant Torx
Drive, Type A Screws
(complete with nylon anchor)

Customer Name

Job No./Name

Date

Provided By:

Notes