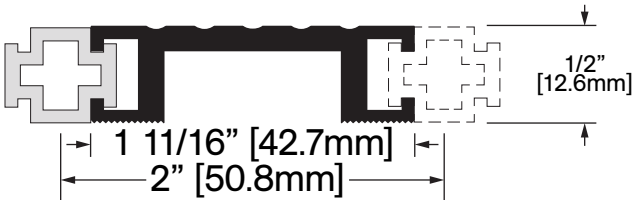


CT-41-1




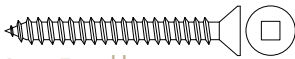
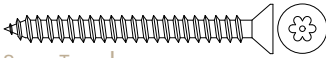
Operation: Thermal Break Threshold
Features: Mill Finish Extruded Aluminum
One insert included
Application: Ideal for Residential, Commercial & Industrial
Maximum Length: 192 in [4877 mm]

Customer Name	Job No./Name	Date	Provided By:
<hr/>	<hr/>	<hr/>	<hr/>
Notes			

FINISHES

OPT STD
Mill Finish
Special _____

SCREW OPTIONS

- | | |
|----------|---|
| Standard |  |
| | Screw Type: G
3/16" X 1-3/4" Hi-Lo Tapping Thread, Grey
Phillips Drive, Concrete Screws
(5/32" pre-drill required) |
| Optional |  |
| | Screw Type: H
#10 X 1-3/4" Stainless Steel Flat Head,
Robertson Drive, Type A Screws
(complete with nylon anchor) |
| |  |
| | Screw Type: I
#10 X 2" Stainless Steel Flat
Head, Tamper-Resistant Torx
Drive, Type A Screws
(complete with nylon anchor) |