

CT-410



FINISHES

OPTSTD


Mill Finish

Special


SCREW OPTIONS

Standard

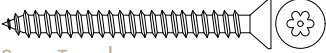
Optional



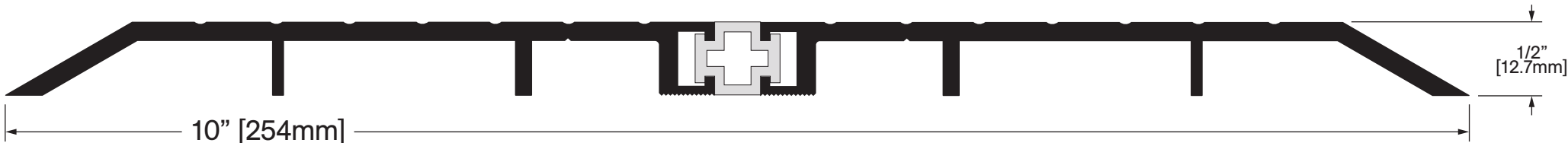
Screw Type: G  
3/16" X 1-3/4" Hi-Lo Tapping Thread, Grey  
Phillips/Robertson Combo Drive, Concrete Screws  
(5/32" pre-drill required)



Screw Type: H  
#10 X 1-3/4" Stainless Steel Flat Head, Robertson  
Drive, Type A Screws  
(complete with nylon anchor)



Screw Type: I  
#10 X 2" Stainless Steel Flat Head,  
Tamper-Resistant Torx Drive, Type A Screws  
(complete with nylon anchor)



**Operation:** Thermal Break Threshold  
**Features:** Mill Finish Extruded Aluminum  
Insert included  
**Application:** Ideal for Residential, Commercial & Industrial  
**Maximum Length:** 192 in [4877 mm]

Customer Name	Job No./Name	Date	Provided By
Notes			