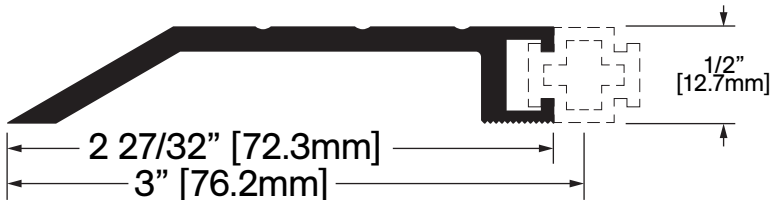


CT-45-1



Operation: Thermal Break Threshold
Features: Mill Finish Extruded Aluminum
Insert not included
Application: Ideal for Residential, Commercial & Industrial
Maximum Length: 192 in [4877 mm]

STD

OPT


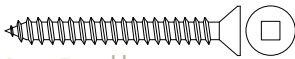

FINISHES

- Mill Finish
- Bronze Anodized
- Black Anodized
- Clear Anodized
- Special _____

Standard

Optional

SCREW OPTIONS

-  Screw Type: G
3/16" X 1-3/4" Hi-Lo Tapping Thread, Grey Phillips Drive, Concrete Screws (5/32" pre-drill required)
-  Screw Type: H
#10 X 1-3/4" Stainless Steel Flat Head, Robertson Drive, Type A Screws (complete with nylon anchor)
-  Screw Type: I
#10 X 2" Stainless Steel Flat Head, Tamper-Resistant Torx Drive, Type A Screws (complete with nylon anchor)

Customer Name	Job No./Name	Date	Provided By:
_____	_____	_____	_____
Notes			