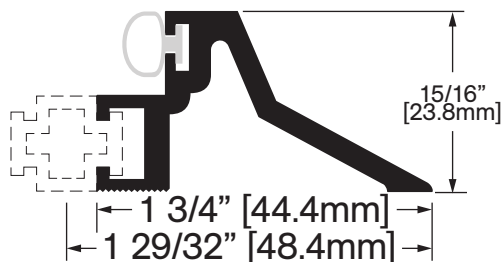


# CT-47-1S



**Operation:** Thermal Break Threshold

**Features:** Mill Finish Extruded Aluminum with Silicone  
Insert not included

**Application:** Ideal for Residential, Commercial & Industrial

**Maximum Length:** 192 in [4877 mm]

## FINISHES

OPT STD

Mill Finish

Special \_\_\_\_\_

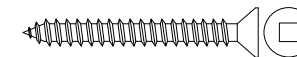
## SCREW OPTIONS

Standard

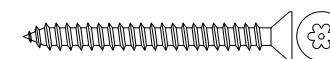


Screw Type: G  
3/16" X 1-3/4" Hi-Lo Tapping Thread,  
Grey Phillips/Robertson Combo Drive,  
Concrete Screws  
(5/32" pre-drill required)

Optional



Screw Type: H  
#10 X 1-3/4" Stainless Steel Flat Head,  
Robertson Drive, Type A Screws  
(complete with nylon anchor)



Screw Type: I  
#10 X 2" Stainless Steel Flat  
Head, Tamper-Resistant Torx  
Drive, Type A Screws  
(complete with nylon anchor)

Customer Name

Job No./Name

Date

Provided By:

Notes