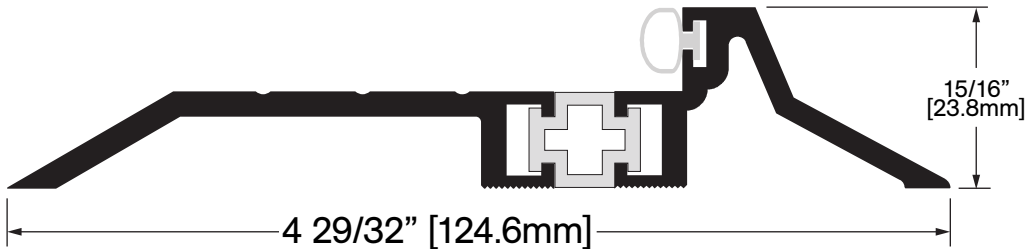


CT-48S



**Operation:** Thermal Break Threshold  
**Features:** Mill Finish Extruded Aluminum with Silicone Insert included  
**Application:** Ideal for Residential, Commercial & Industrial  
**Maximum Length:** 192 in [4877 mm]

OPT STD

FINISHES

Mill Finish  
Special \_\_\_\_\_

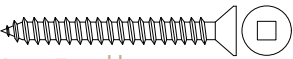
SCREW OPTIONS

Standard

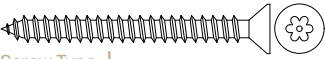


Screw Type: G  
3/16" X 1-3/4" Hi-Lo Tapping Thread, Grey Phillips Drive, Concrete Screws (5/32" pre-drill required)

Optional



Screw Type: H  
#10 X 1-3/4" Stainless Steel Flat Head, Robertson Drive, Type A Screws (complete with nylon anchor)



Screw Type: I  
#10 X 2" Stainless Steel Flat Head, Tamper-Resistant Torx Drive, Type A Screws (complete with nylon anchor)

Customer Name	Job No./Name	Date	Provided By:
_____	_____	_____	_____
Notes			