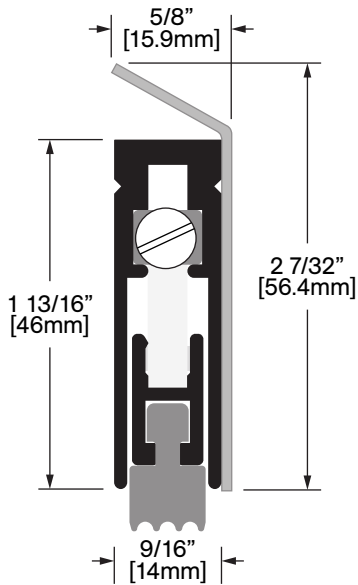


CT-50-SS



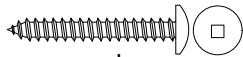
**Operation:** Automatic Door Bottom  
**Features:** 18 GA. 304 SS. 2B Stainless Steel Cover  
Clear Anodized Extruded Aluminum with Neoprene  
Maximum effective drop: 5/8 in (15.9mm)  
**Application:** Ideal for Residential, Commercial & Industrial

FINISHES

**STD** 18 GA. 304 Stainless Steel 2B


SCREW OPTIONS

**Standard**



Screw Type: J  
#10 X 1-1/2" Stainless Steel Truss Head,  
Robertson Drive, Type A Screws

**Optional**



Screw Type: K  
#10 X 1-1/2" Stainless Steel Button  
Head, Tamper-Resistant Torx  
Drive, Type A Screws

Customer Name	Job No./Name	Date	Provided By:
<hr/>	<hr/>	<hr/>	<hr/>
Notes			