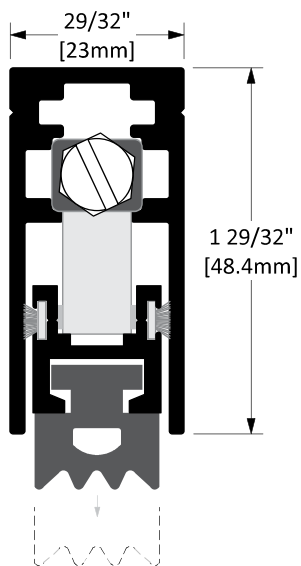



CT-52




Finish Options

- STD** Clear Anodized
- OPT** Bronze Anodized
- OPT** Black Anodized

Screw Options

- Standard**


Screw Type: **J**
#10 X 1-1/2" Stainless Steel Truss Head,
Robertson Drive, Type A Screws
- Optional**


Screw Type: **K**
#10 X 1-1/2" Stainless Steel Button
Head, Tamper-Resistant Torx
Drive, Type A Screws

Operation	Automatic Door Bottom
Features	<ul style="list-style-type: none"> • Clear Anodized Extruded Aluminum with Neoprene • Maximum effective drop: 11/16" (17.5mm)
Application	<ul style="list-style-type: none"> • Ideal for Residential, Commercial & Industrial

Customer Name: _____ **Job No./Name:** _____ **Date:** _____ **Provided By:** _____

Notes: _____