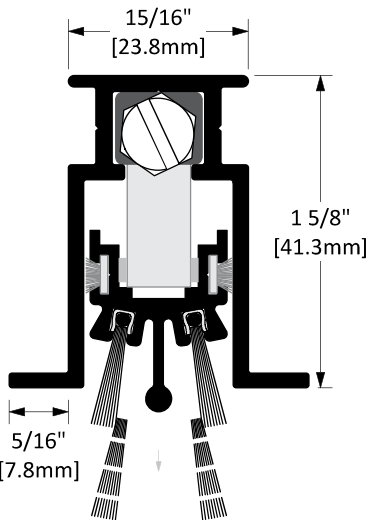


CT-53B



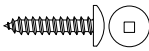
Finish Options

OPT STD


- Mill Finish
- Black Anodized

Screw Options

Standard

-  Screw Type: **N**  
#6 X 3/4" Stainless Steel Truss Head, Robertson Drive, Type A Screws

Optional

-  Screw Type: **O**  
#6 X 3/4" Stainless Steel Button Head, Tamper-Resistant Torx Drive, Type A Screws

Operation	Automatic Door Bottom
Features	<ul style="list-style-type: none"><li>Mill Finish Extruded Aluminum with Brush</li><li>Maximum effective drop: 11/16" (17.5mm)</li></ul>
Application	<ul style="list-style-type: none"><li>Ideal for Residential, Commercial &amp; Industrial</li></ul>

Customer Name:	Job No./Name:	Date:	Provided By:
<div></div>	<div></div>	<div></div>	<div></div>

Notes: