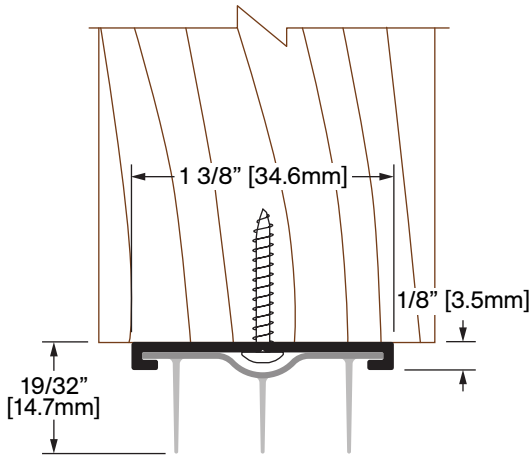


CT-548 NEW



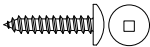
Operation: Door Shoe
Features: Mill Finish Extruded Aluminum with Santoprene Co-Extrusion
Application: Ideal for Residential, Commercial & Industrial
Maximum Length: 144 in [3658 mm]

OPT STD

FINISHES


Mill Finish
Special _____

Standard



Screw Type: N
#6 X 3/4" Stainless Steel Truss Head,
Robertson Drive, Type A Screws

Optional



Screw Type: O
#6 X 3/4" Stainless Steel Button
Head, Tamper-Resistant Torx
Drive, Type A Screws

Customer Name	Job No./Name	Date	Provided By:
_____	_____	_____	_____
Notes			