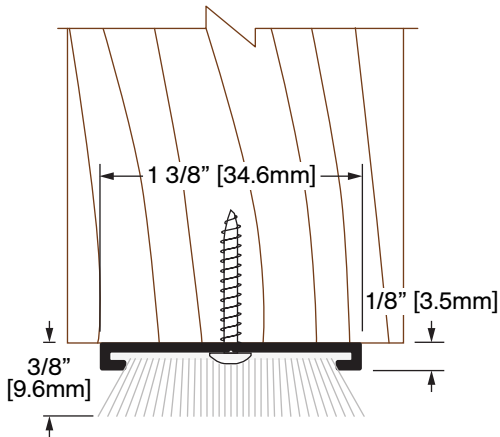


CT-55

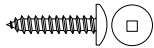


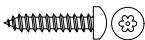
Operation: Door Shoe
Features: Mill Finish Extruded Aluminum with Pile
Application: Ideal for Residential, Commercial & Industrial
Maximum Length: 150 in [3810 mm]

FINISHES

OPTSTD
Mill Finish
Special _____

SCREW OPTIONS

Standard

Screw Type: N
#6 X 3/4" Stainless Steel Truss Head,
Robertson Drive, Type A Screws

Optional

Screw Type: O
#6 X 3/4" Stainless Steel Button
Head, Tamper-Resistant Torx
Drive, Type A Screws

Customer Name	Job No./Name	Date	Provided By:
_____	_____	_____	_____
Notes			