

CT-610




FINISHES

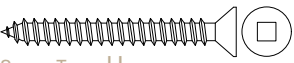
OPTSTD

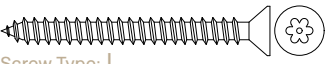
Mill Finish

Special

SCREW OPTIONS

- Standard
- 

Screw Type: G
3/16" X 1-3/4" Hi-Lo Tapping Thread, Grey Phillips Drive, Concrete Screws
(5/32" pre-drill required)
- Optional
- 

Screw Type: H
#10 X 1-3/4" Stainless Steel Flat Head, Robertson Drive, Type A Screws
(complete with nylon anchor)
- 

Screw Type: I
#10 X 2" Stainless Steel Flat Head, Tamper-Resistant Torx Drive, Type A Screws
(complete with nylon anchor)



Operation: Threshold
Features: Mill Finish Extruded Aluminum
Application: Ideal for Residential, Commercial & Industrial
Maximum Length: 156 in [3962 mm]

Customer Name	Job No./Name	Date	Provided By
Notes			