

CT-65




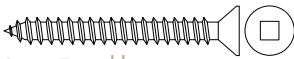
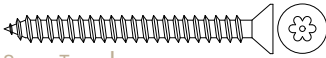
**Operation:** Threshold  
**Features:** Mill Finish Extruded Aluminum  
**Application:** Ideal for Residential, Commercial & Industrial  
**Maximum Length:** 156 in [3962 mm]

Customer Name	Job No./Name	Date	Provided By:
Notes			

FINISHES

- STD
- Mill Finish
- Bronze Anodized
- OPT
- Black Anodized
- Clear Anodized
- Special

SCREW OPTIONS

- Standard
-   
Screw Type: G  
3/16" X 1-3/4" Hi-Lo Tapping Thread, Grey  
Phillips Drive, Concrete Screws  
(5/32" pre-drill required)
- Optional
-   
Screw Type: H  
#10 X 1-3/4" Stainless Steel Flat Head,  
Robertson Drive, Type A Screws  
(complete with nylon anchor)
-   
Screw Type: I  
#10 X 2" Stainless Steel Flat  
Head, Tamper-Resistant Torx  
Drive, Type A Screws  
(complete with nylon anchor)