



## FINISHES

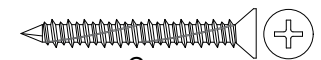
### Mill Finish

Special \_\_\_\_\_



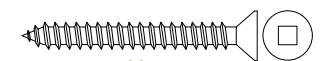
## SCREW OPTIONS

## Standard

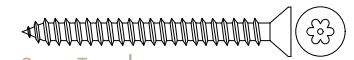


Screw Type: **G**  
**3/16" X 1-3/4" Hi-Lo Tapping Thread, Grey Phillips**  
**Drive, Concrete Screws**  
 (5/32" pre-drill required)

## Optional



Screw Type: H  
#10 X 1-3/4" Stainless Steel Flat Head, Robertson  
Drive, Type A Screws  
(complete with nylon anchor)



Screw Type: I  
#10 X 2" Stainless Steel Flat Head,  
Tamper-Resistant Torx Drive, Type A Screws  
(complete with nylon anchor)

**Operation:** Threshold  
**Features:** Mill Finish Extruded Aluminum  
**Application:** Ideal for Residential, Commercial & Industrial  
**Maximum Length:** 192 in [4877 mm]

**Customer Name**

**Job No./Name****Date**

**Provided By**

## Notes