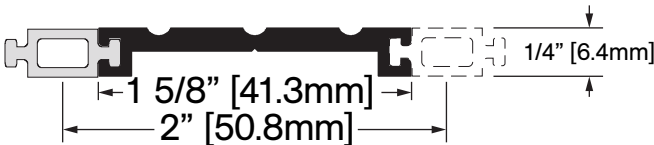


CT-83




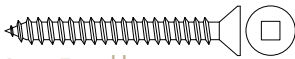
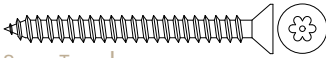
Operation: Thermal Break Threshold
Features: Mill Finish Extruded Aluminum
One insert included
Application: Ideal for Residential, Commercial & Industrial
Maximum Length: 156 in [3962 mm]

| | | | |
|---------------|--------------|-------|--------------|
| Customer Name | Job No./Name | Date | Provided By: |
| <hr/> | <hr/> | <hr/> | <hr/> |
| Notes | | | |

FINISHES

OPT STD
Mill Finish
Special

SCREW OPTIONS

- | | |
|----------|---|
| Standard |  |
| | Screw Type: G 3/16" X 1-3/4" Hi-Lo Tapping Thread, Grey Phillips Drive, Concrete Screws (5/32" pre-drill required) |
| | |
| Optional |  |
| | Screw Type: H #10 X 1-3/4" Stainless Steel Flat Head, Robertson Drive, Type A Screws (complete with nylon anchor) |
| |  |
| | Screw Type: I #10 X 2" Stainless Steel Flat Head, Tamper-Resistant Torx Drive, Type A Screws (complete with nylon anchor) |