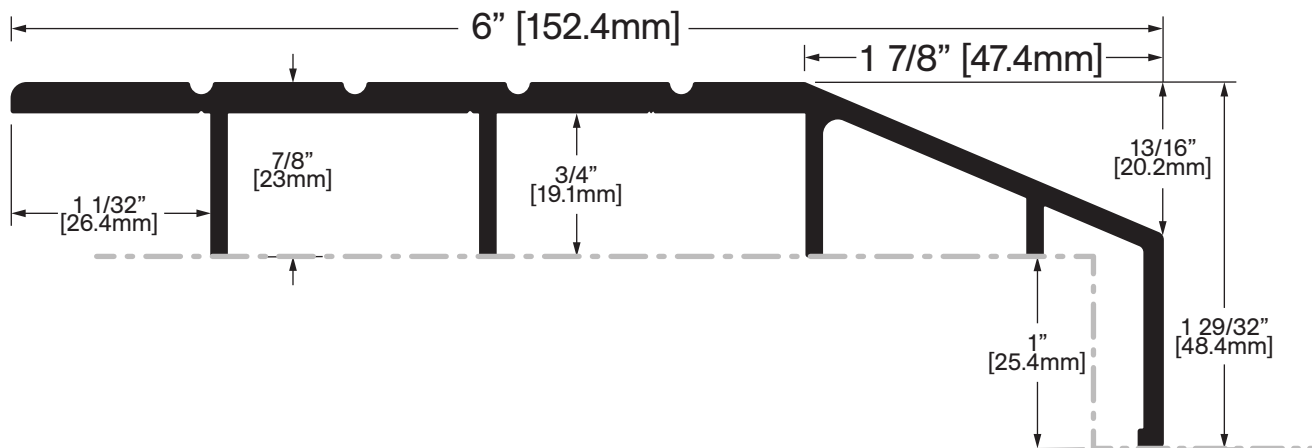


CT-8756 NEW



Operation: Balcony Threshold
Features: Mill Finish Extruded Aluminum
Application: Ideal for Residential, Commercial & Industrial
Maximum Length: 144 in [3658 mm]

Customer Name _____

Job No./Name _____

Date _____

Provided By: _____

Notes

OPT STD

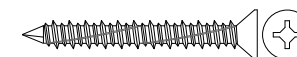
FINISHES

Mill Finish

Special _____

SCREW OPTIONS

Standard

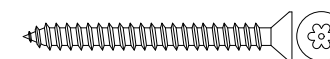


Screw Type: G
 3/16" X 1-3/4" Hi-Lo Tapping Thread,
 Grey Phillips/Robertson Combo Drive,
 Concrete Screws
 (5/32" pre-drill required)

Optional



Screw Type: H
 #10 X 1-3/4" Stainless Steel Flat Head,
 Robertson Drive, Type A Screws
 (complete with nylon anchor)



Screw Type: I
 #10 X 2" Stainless Steel Flat
 Head, Tamper-Resistant Torx
 Drive, Type A Screws
 (complete with nylon anchor)