

CT-913



FINISHES

OPT STD

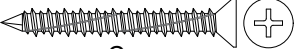
Mill Finish



Special _____



SCREW OPTIONS

- Standard


Screw Type: G
3/16" X 1-3/4" Hi-Lo Tapping Thread, Grey Phillips Drive, Concrete Screws
(5/32" pre-drill required)
- Optional


Screw Type: H
#10 X 1-3/4" Stainless Steel Flat Head, Robertson Drive, Type A Screws
(complete with nylon anchor)
- 
Screw Type: I
#10 X 2" Stainless Steel Flat Head, Tamper-Resistant Torx Drive, Type A Screws
(complete with nylon anchor)

Operation: Threshold
Features: Mill Finish Extruded Aluminum
Application: Ideal for Residential, Commercial & Industrial
Maximum Length: 192 in [4877 mm]

Customer Name	Job No./Name	Date	Provided By
Notes			