

# CROWDER CANTILEVER

## Square Side Mount


Note: Details are shown as Right-hand Outside [RHO] opening format



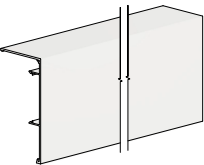
### FEATURES

- Designed to allow patient lift systems to seamlessly travel across doorways from one room to the next, ensuring uninterrupted operation in hospitals and assisted living facilities
- Allows sliding doors to travel across a gap in the track up to 16 in [406 mm]
- 300 lbs. [136 kg] weight capacity
- Effortless opening and closing of the door with the Catch 'N' Close Closing System
- Square fascia design for minimum and modern look
- Nylon wheels and precision ball bearings provide smooth and quiet door operation
- Flared tracks at gap ease the transition for the door crossing over
- Leading stainless steel tire on hanger for increased durability when crossing gap
- Heavy-duty double roller floor guide system ensures stability
- 3/8 in [9 mm] hanger adjustability
- Adjustable in-track stops
- Handed openings
- Cycle tested for up to 150,000 cycles without fail
- ADA Compliant (Barrier-free) design
- Available in clear or black anodized, mill finish or powder coated
- Minimum 1 3/4 in [44.5 mm] thick doors

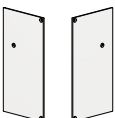
### COMPLETE 1 DOOR KIT BREAKDOWN



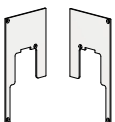
**2 - CC-908 Flared Side Mount Tracks**  
x lengths based on shop drawing



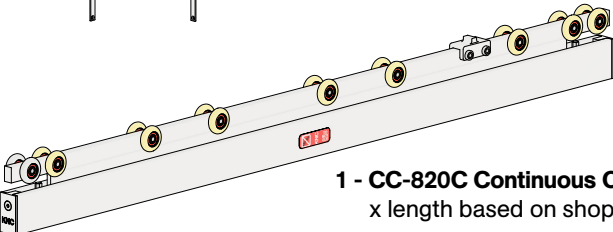
**2 - CC-980 Fascias**  
x lengths based on shop drawing




**1 - CC-982 End Cap Pair**  
complete with screws




**1 - CS-983 Notched End Cap Pair**  
complete with screws



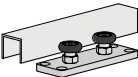
**1 - CC-820C Continuous Catch 'N' Close Cantilever Hanger Body**  
x length based on shop drawing




**2 - CC-101HD Catch 'N' Close In-Track Stops**  
complete with set screws for friction fit




**2 - Catch 'N' Close Closing Devices**  
complete with screws



**1 - C-914 Aluminum Guide Channel**  
x length based on shop drawing




**1 - C-913-2 Double Roller Floor Guide**  
complete with screws




**2 - C-102HD Floor Stops**  
complete with screws

### OPTIONAL


**Door Locks & Pulls**




**C-95SLL-OIHL Privacy Lockset with Emergency Release Occupancy Indicator**  
Self-Latching, Self-Locking, Barrier-Free (ADA Compliant)




**C-95SLL-LL Passage Set**  
Self-Latching, Barrier-Free (ADA Compliant)



**C-94BL-HLDP Privacy Barn Door Lockset with Emergency Release Occupancy Indicator**  
Barrier-Free (ADA Compliant)



**C-92L-HLDP Privacy Lockset with Emergency Release Occupancy Indicator**  
Barrier-Free (ADA Compliant)



**CRT-DP Back-to-Back Round Bar Door Pulls**  
Barrier-Free (ADA Compliant)

Customer Name	Job No./Name	Date	Provided By

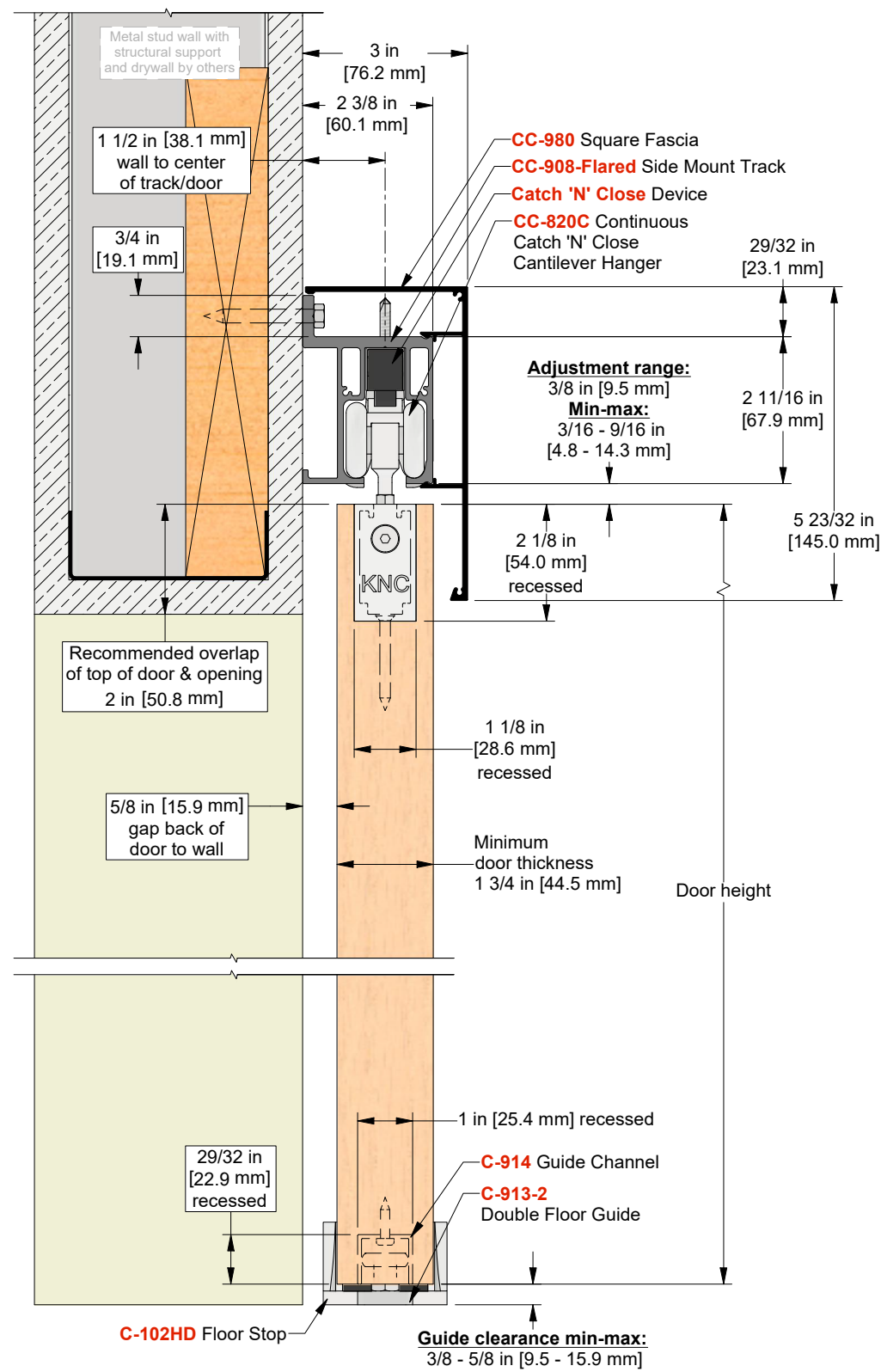
Notes

# CROWDER CANTILEVER

Square Side Mount



## SECTION VIEW



Customer Name

Job No./Name

Date

Provided By

Notes

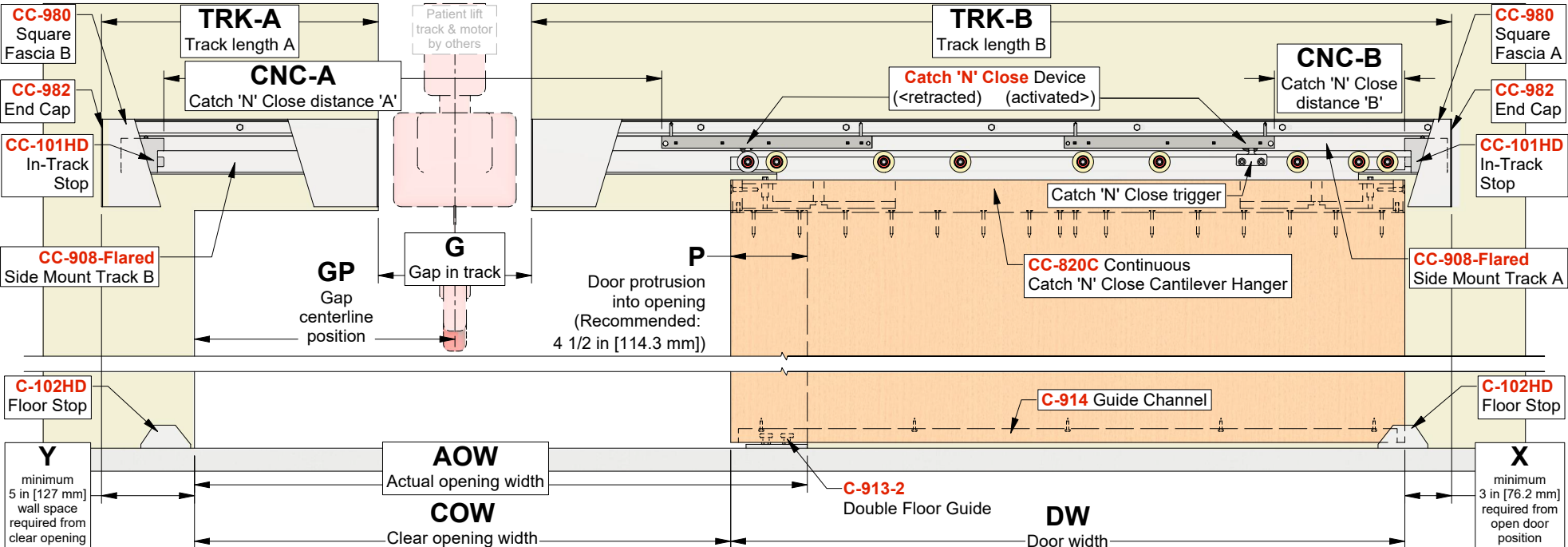
# CROWDER CANTILEVER

## Square Side Mount

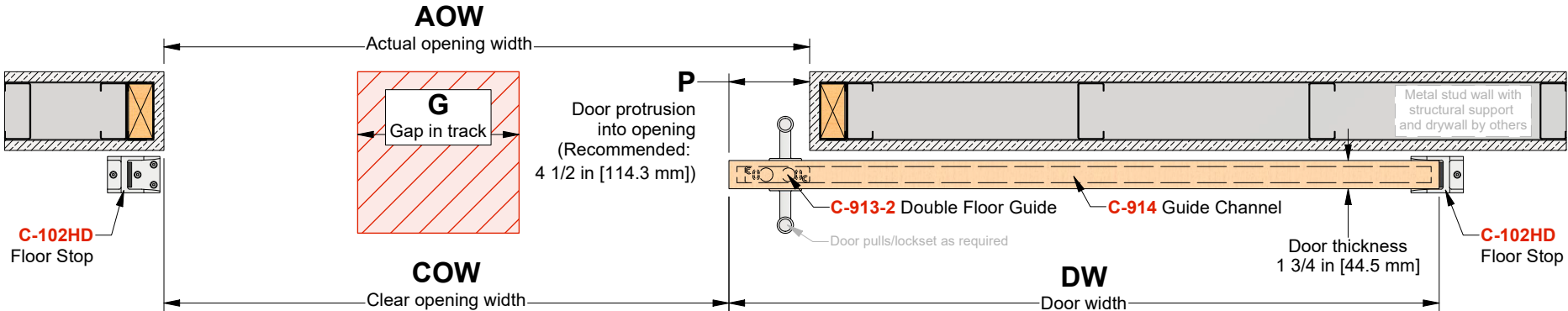


Note: Details are shown as Right-hand Outside [RHO] opening format

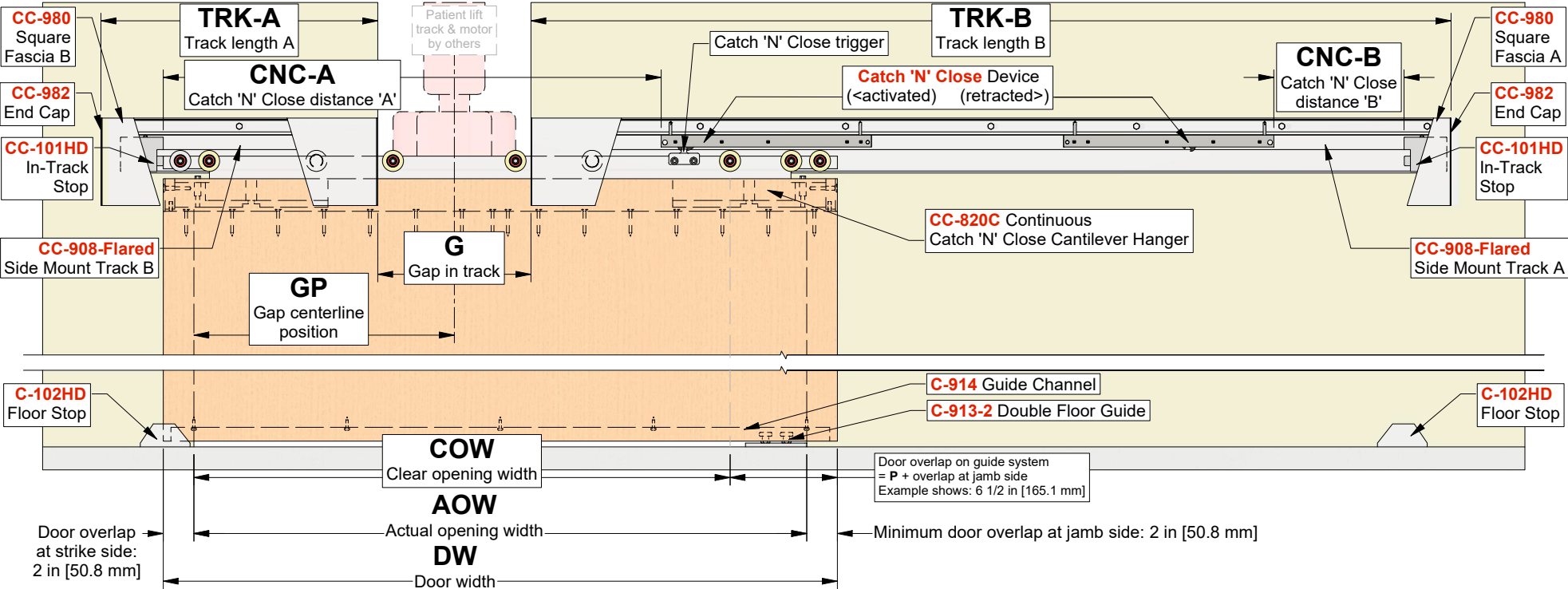
### ELEVATION VIEW - OPEN POSITION



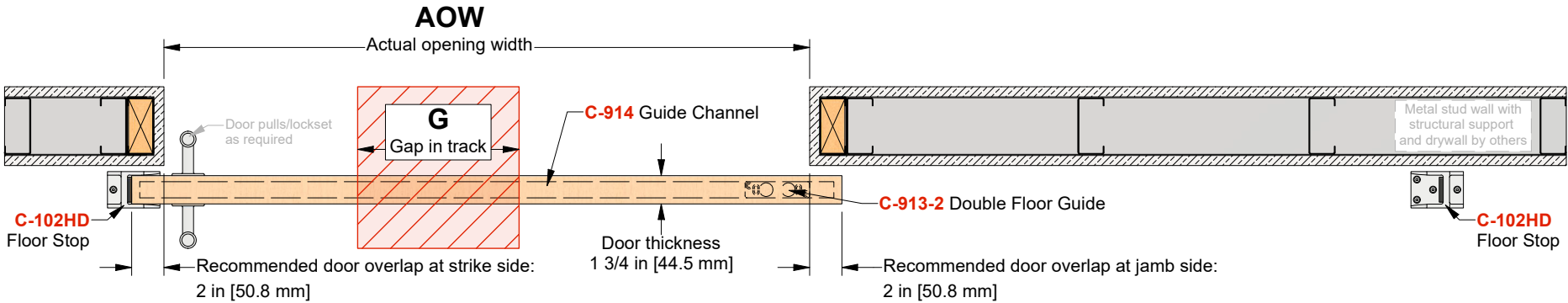
### PLAN VIEW - OPEN POSITION



### ELEVATION VIEW - CLOSED POSITION



### PLAN VIEW - CLOSED POSITION



Customer Name	Job No./Name	Date	Provided By
---------------	--------------	------	-------------

Notes