Crowder Cantilever
Application Form

Job _____

Opening ID _____
Submit a separate application form for each unique Opening ID. An Opening ID is considered unique if handing, clear opening dimensions, or door sizes differ within the project.

Company _____

Address _____

Name _____ **Phone** _____

Email _____

Elevation View

Note: Details are shown as **Right-hand Outside** [**RHO**] opening format

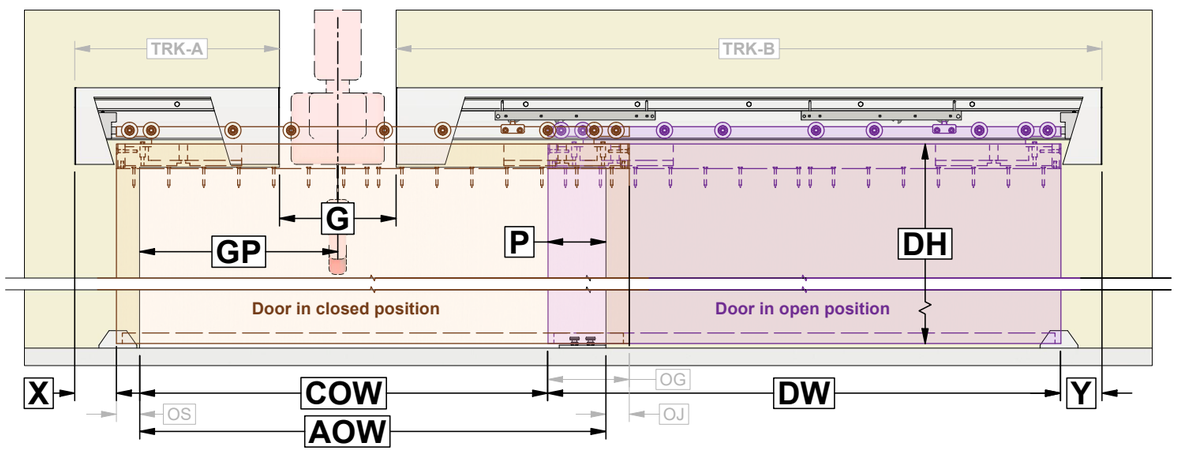

Plan View

Note: Details are shown as **Right-hand Outside** [**RHO**] opening format

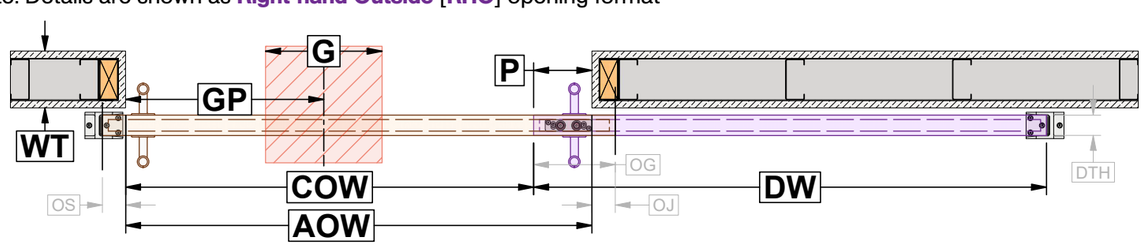

Door Details

Door width [W] _____
Recommended to be at least 4 in [101.6 mm] wider than finished actual opening [**AO**] to overlap walls by 2 in [50.8 mm] on each side. Door must be minimum three times (3x) gap [**G**] dimension + 2 in [50.8 mm].

Door height [H] _____

Door thickness [TH] _____
Minimum: 1 3/4 in [45 mm]

Door weight _____ ○ lbs ○ kg
Maximum: 300 lbs [136 kg]

Track System

How will the track be mounted?

○ Wall (Barn/Side) Mount ○ Top Mount

If side mount, select fascia style:

○ Square Fascia ○ Sloped Fascia

Overlaps

With door in closed position

Door overlap at strike side of opening [OS] _____
Recommended minimum 2 in [50.8 mm].

Door overlap at jamb side of opening [OJ] _____
Recommended minimum 2 in [50.8 mm].

Door overlap on guide system [OG] _____
Minimum 4 in [101.6 mm]. Door protrusion [**P**] dimension + door overlap at jamb side [**OJ**] dimension.

Additional Notes

Please forward any elevation and plan view drawings you have available for this application.

PRINT

Opening Details

Number of openings _____
Submit a separate application form for each unique Opening ID. An Opening ID is considered unique if handing, clear opening dimensions, or door sizes differ within the project.

Door handing
If unspecified, handing defaults to **RHO** per drawings.

○ **Right-hand Outside** [**RHO**]

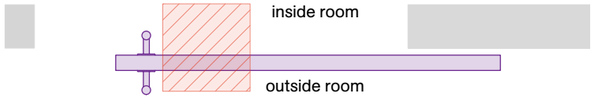

○ **Left-hand Outside** [**LHO**]

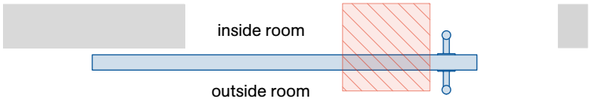

○ **Right-hand Inside** [**RHI**]

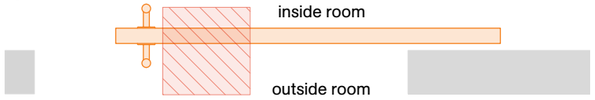

○ **Left-hand Inside** [**LHI**]

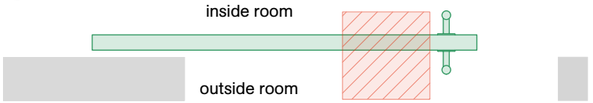

Clear opening [CO] _____
What is the clear opening width from leading edge of door to finished strike side?

Door protrusion [P] _____
Will the door fully clear the opening, or will a lockset or handle pull cause it to protrude? If protruding, a minimum of 4 1/2 in [114.3 mm] is recommended.

Actual opening [AO] _____
Clear opening [**CO**] dimension + door protrusion [**P**] dimension.

Gap [G] _____
Maximum gap allowed is 16 in [406.4 mm].

Gap centerline position [GP] _____
Gap is located in center of clear opening [**CO**]. If not, dimension is taken from strike side of clear opening.

Are there any wall space restrictions?

○ No

○ Yes

KN Crowder
1220 Burloak Drive, Burlington, Ontario, Canada, L7L 6B3
T. 1—866—999—1562 customerservice@kncrowder.com kncrowder.com

© 2020-2026 K.N. Crowder Mfg. Inc. All Rights Reserved.

This drawing is the property of K.N. Crowder Mfg. Inc. and is subject to return upon demand.
It must not be traced, copied, or reproduced in any manner, nor submitted to any outside parties for examination without our consent.