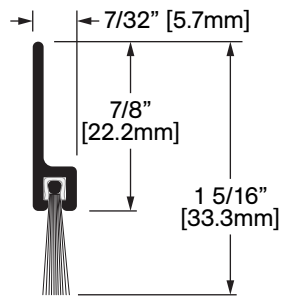


W-25S



Operation: Door Sweep
Features: Clear Anodized Extruded Aluminum with 1/2 in Nylon Brush
Application: Ideal for Residential, Commercial & Industrial
Maximum Length: 120 in [3048 mm]

STD

OPT

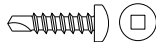
FINISHES

- Clear Anodized
- Bronze Anodized
- Black Anodized
- Special _____

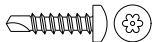
Standard

Optional

SCREW OPTIONS



Screw Type: A
#8 X 3/4" Stainless Steel Pan Head,
Robertson Drive, Tek Screws



Screw Type: B
#8 X 3/4" Stainless Steel Pan Head,
Tamper-Resistant Torx Drive, Tek Screws

Customer Name	Job No./Name	Date	Provided By:
_____	_____	_____	_____
Notes			