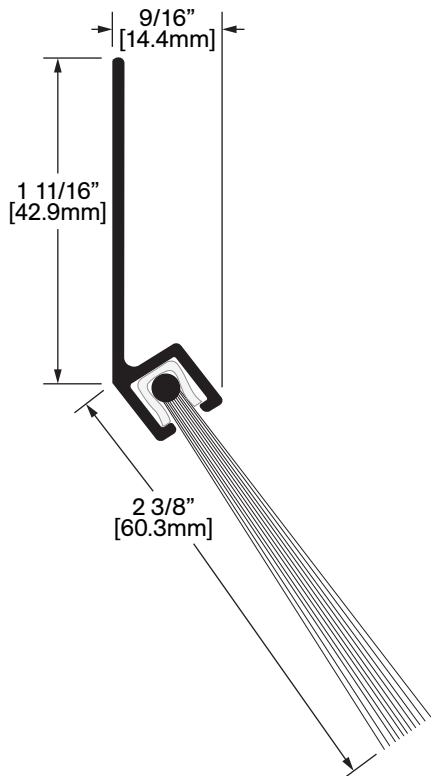


W-26-2



Operation: Door Sweep
Features: Mill Finish 2 in Aluminum Angle with 2 in Nylon Brush
Application: Ideal for Residential, Commercial & Industrial
Maximum Length: 144 in [3658 mm]



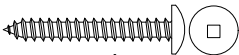
OPT STD

FINISHES

Mill Finish
Special _____


SCREW OPTIONS

Standard



Screw Type: J
#10 X 1-1/2" Stainless Steel Truss Head,
Robertson Drive, Type A Screws

Optional



Screw Type: K
#10 X 1-1/2" Stainless Steel Button
Head, Tamper-Resistant Torx
Drive, Type A Screws

Customer Name	Job No./Name	Date	Provided By:
_____	_____	_____	_____
Notes			