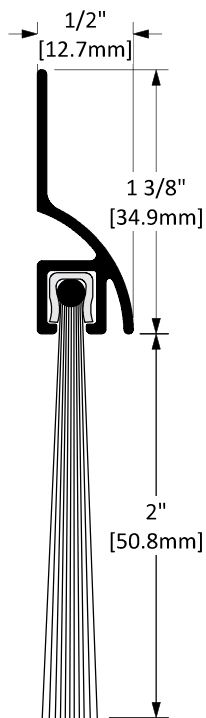


## W-35-2



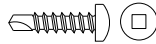
<b>Operation</b>	Door Sweep with Drip Cap
<b>Features</b>	<ul style="list-style-type: none"> <li>Clear Anodized Extruded Aluminum with 2" Nylon Brush</li> </ul>
<b>Application</b>	<ul style="list-style-type: none"> <li>Ideal for Residential, Commercial &amp; Industrial</li> </ul>

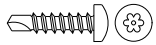
Customer Name: \_\_\_\_\_ Job No./Name: \_\_\_\_\_ Date: \_\_\_\_\_ Provided By: \_\_\_\_\_

Notes:

**STD** Finish Options  
Clear Anodized

**Standard** Screw Options

 Screw Type: **A**  
#8 X 3/4" Stainless Steel Pan Head, Robertson Drive, Tek Screws

**Optional**  Screw Type: **B**  
#8 X 3/4" Stainless Steel Pan Head, Tamper-Resistant Torx Drive, Tek Screws