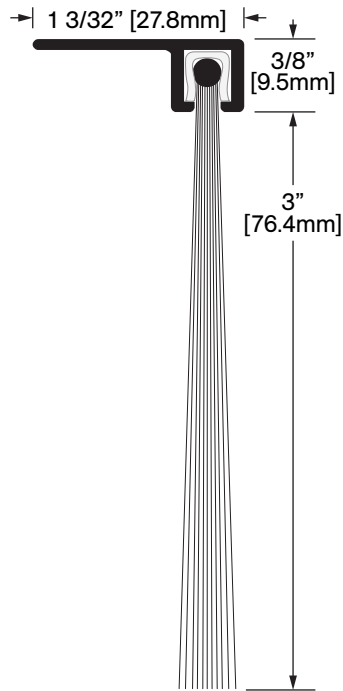


W-37-3



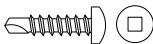
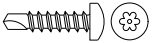
Operation: Door Sweep
Features: Clear Anodized Extruded Aluminum with 3 in Nylon Brush
Application: Ideal for Residential, Commercial & Industrial
Maximum Length: 144 in [3658 mm]

Customer Name	Job No./Name	Date	Provided By:
<hr/>	<hr/>	<hr/>	<hr/>
Notes			

FINISHES

OPT STD
Clear Anodized
Special _____

SCREW OPTIONS

Standard	
	Screw Type: A #8 X 3/4" Stainless Steel Pan Head, Robertson Drive, Tek Screws
Optional	
	Screw Type: B #8 X 3/4" Stainless Steel Pan Head, Tamper-Resistant Torx Drive, Tek Screws