

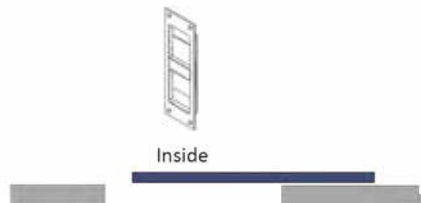
C-94BL BARN LOCK SERIES HANDING DETAILS

HANDING IDENTIFICATION SHEET



How to Determine Barn Door Handing

1. Start on outside of opening
2. On what side of the opening is the barn door installed?
3. In what direction does the door slide open?



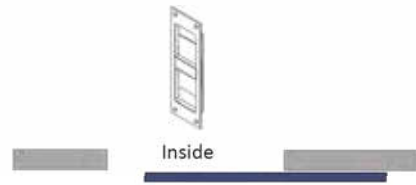
Outside



RH-Inside

1. Standing outside
2. Door on inside
3. Opens to right

**USE
LEFT-HAND
C-94BL**



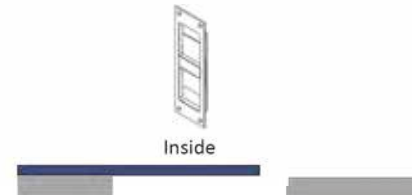
Outside



RH-Outside

1. Standing outside
2. Door is outside
3. Opens to right

**USE
RIGHT-HAND
C-94BL**



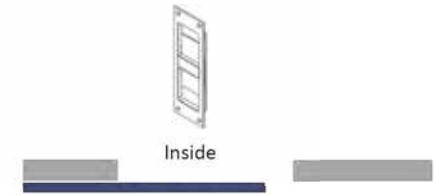
Outside



LH-Inside

1. Standing outside
2. Door on inside
3. Opens to left

**USE
RIGHT-HAND
C-94BL**



Outside



LH-Outside

1. Standing outside
2. Door is outside
3. Opens to left

**USE
LEFT-HAND
C-94BL**



K.N. CROWDER MFG. INC.
1220 BURLOAK DRIVE
BURLINGTON, ONTARIO, CANADA, L7L 6B3
TOLL-FREE PHONE: 1-866-999-1KNC (1562)
TOLL-FREE FAX: 1-800-567-0123

WEBSITE: www.kncrowder.com --- EMAIL: customerservice@kncrowder.com

K.N. CROWDER INC.
210 EIGHTH STREET SOUTH
LEWISTON, NEW YORK, U.S.A. 14092
TOLL-FREE PHONE: 1-866-999-1KNC (1562)
TOLL-FREE FAX: 1-800-567-0123

© 2018 K.N. CROWDER MFG. INC. All Rights Reserved.