

# CFT-DP[ ] FLAT BAR BACK-TO-BACK DOOR HANDLE PULLS

## INSTRUCTION SHEET



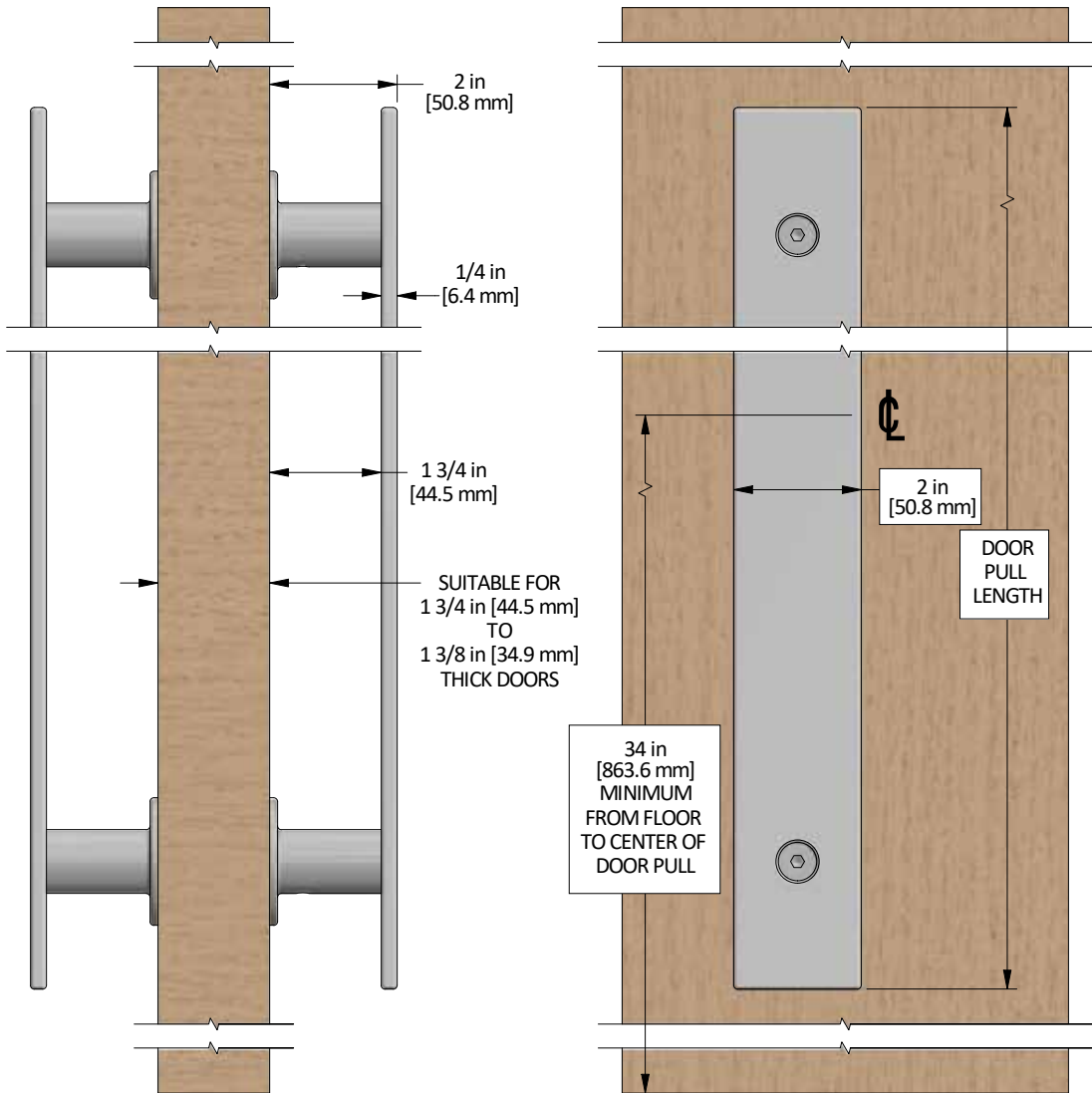
K.N.CROWDER MFG. INC.

- SUITABLE FOR 1-3/8 in [34.9 mm] TO 1-3/4 in [44.5 mm] THICK DOORS
- AVAILABLE IN 18 in [457 mm] AND 36 in [914 mm] LONG DOOR HANDLE PULLS

### CENTER TO CENTER HOLE SPACING FOR DOOR PULLS

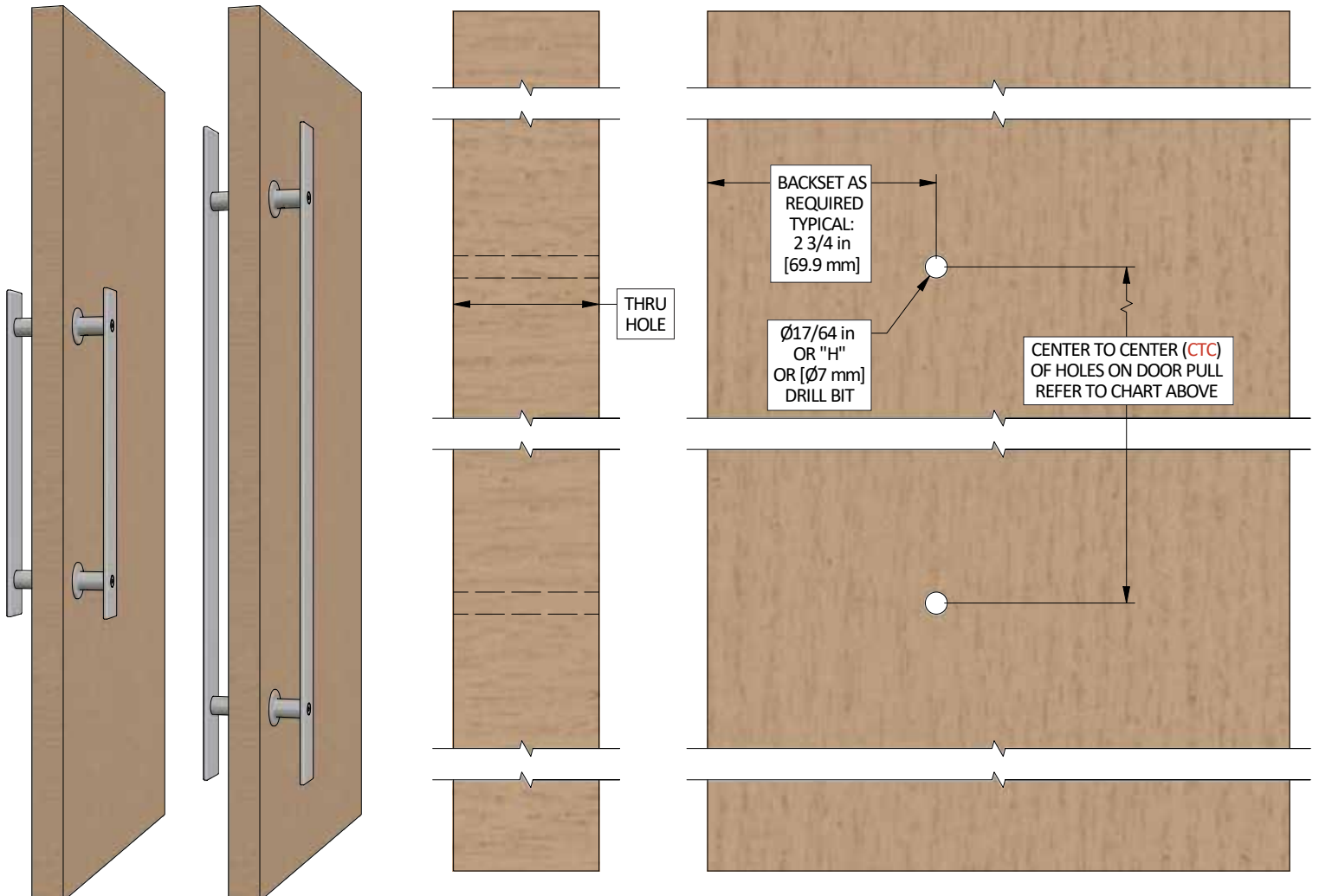
OVERALL PULL LENGTH	NO. OF HOLES	DIMENSION CTC
18 in [457 mm]	2	14 in [356 mm]
36 in [914 mm]	2	28 in [711 mm]

### PRODUCT DIMENSION DETAILS



CFT-DP18 (18 in [457 mm]) SHOWN ON LEFT  
CFT-DP36 (36 in [914 mm]) SHOWN ON RIGHT

### DOOR PREP DETAILS

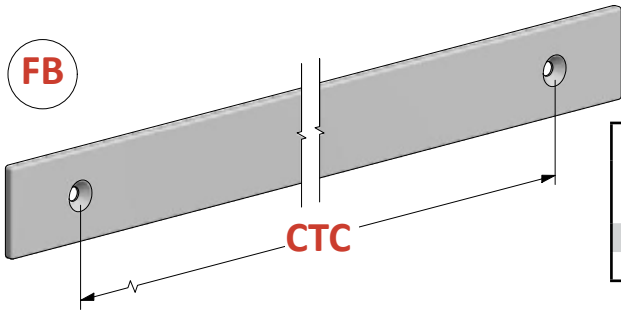


# CFT-DP[ ] FLAT BAR BACK-TO-BACK DOOR HANDLE PULLS

INSTRUCTION SHEET



## PARTS LIST



CFT-FBDP-[DOOR PULL LENGTH]  
FLAT BAR DOOR PULL (2)  
(DOOR PULL LENGTH, SEE CHART BELOW)

CENTER TO CENTER HOLE SPACING FOR DOOR PULLS					
OVERALL PULL LENGTH		NO. OF HOLES		DIMENSION	CTC
18 in	[457 mm]	2	14 in	[356 mm]	
36 in	[914 mm]	2	28 in	[711 mm]	



**CRFT-DPSCREW2 (OPTIONAL ADD-ON)**  
(CUSTOM LONG DOOR PULL SCREWS FOR DOORS GREATER THAN 1-3/4 in [44.5 mm] TO 2-1/2 in [63.5 mm], HEX DRIVE ONE END, 1/4-20 THREAD OPPOSITE END)

**FC**  
5/16-18 X 3/4" FLAT HEAD SOCKET CAP SCREW (4)

**A**  
CFT-DPB-A (2)  
(DOOR PULL BRACKET TYPE "A", THREADED HOLE BOTH ENDS)

**DS**  
CRFT-DPSCREW (2)  
(CUSTOM DOOR PULL SCREWS, HEX DRIVE ONE END, 1/4-20 THREAD OPPOSITE END)

**B**  
CFT-DPB-B (2)  
(DOOR PULL BRACKET TYPE "B", THREADED HOLE ONE END, CLEARANCE HOLE OPPOSITE END)

**SS**  
1/4-20 X 3/16" CUP POINT SOCKET SET SCREW (2)

## ASSEMBLY

